






# HIGH-PERFORMANCE DOORS FOR PARKING APPLICATIONS



COMMERCIAL • GOVERNMENT • RESIDENTIAL • PUBLIC GARAGES • UNIVERSITIES • HOTELS • ARENAS • HOSPITALS

# HIGH-PERFORMANCE DOORS FOR PARKING APPLICATIONS

## SmartSurround®

- Advanced Detection and Alert System
- Intuitive, integrated system offers unmatched awareness, detection, warning and signaling
- High-intensity LED lights for both interior and exterior applications
- Available on most Spiral door models



## Spiral®

- Exclusive, patented technology
- Rigid aluminum double walled slats with integral rubber weatherseals
- Insulated, ventilated or vision slat options available
- Opening speed up to 60 ips



## Spiral® FV® (Full Vision)

- Full width continuous window slats provide excellent visibility
- Sleek, high-tech aesthetics
- Shatter-proof and scratch resistant LEXAN™ slats
- Opening speed up to 100 ips



## Spiral® VT (Ventilated)

- Maximize fresh air with ventilated slats to meet ventilation requirements of garage
- Provides air flow and security for high-speed, high-cycle applications
- Opening speed up to 100 ips



## Spiral® LH® (Low Headroom)

- Low lintel design requires as little as 11 inches of headroom
- Rigid aluminum double walled slats with integral rubber weatherseals
- Insulated, ventilated or vision slat options available
- Opening speed up to 60 ips



## Spiral® HZ® (Hurricane Zone)

- Missile impact tested and can withstand winds up to 175 mph
- Certified for compliance with Miami-Dade County and the Florida Building Code.\*
- Opening speed up to 60 ips



## Spiral® LH®-HZ® (Low Headroom/Hurricane Zone)

- Low lintel design requires as little as 11 inches of headroom
- Missile impact tested and can withstand winds up to 175 mph
- Certified for compliance with Miami-Dade County and the Florida Building Code.\*
- Opening speed up to 60 ips



## Spiral LP® (Low Profile)

- Low profile side column and headroom configuration allows to fit into tighter spaces
- Rigid aluminum double walled slats with integral rubber weatherseals
- Insulated, ventilated or vision slat options available



## Fast-Seal®

- Industry-leading high-speed rolling door
- 3-ply Rylon® door panel
- Dual counterweights and independent curtain tensioning system
- Opening speed up to 50 ips



## PredaDoor® NXT®

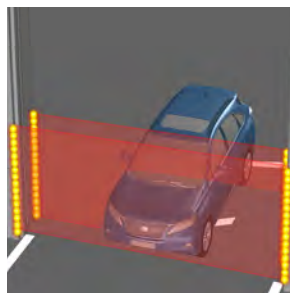
- 2-ply or 3-ply Rylon® door panel with 5-year warranty
- Direct drive operation
- NXT Quick-Set™ repair system for realignment if hit
- Opening speed up to 50 ips





## PATENTED SPIRAL® TECHNOLOGY

Our Spiral Series doors offer a unique spiral track design that ensures no metal-to-metal contact for ultra-quiet operation. This also guards against wear and tear on the aluminum panel, resulting in minimal maintenance, preserved aesthetics and longer life.



## SAFETY FOCUSED

Rytec offers multiple standard and optional safety features to provide safeguards and assure operational standards.

- SmartSurround® Detection & Alert System
- Advanced³ Light Curtain Safety System
- Pathwatch®/Pathwatch II Safety Light Systems
- Reversing edge with Ry-Wi® Wireless System
- Dual thru-beam photo eyes



## PERFORMANCE UNDER CONTROL

Our next generation exclusive System 4® and BTA4 remote door controllers provide greater functionality and unprecedented efficiency for Rytec doors. Featuring smart technology, easy installation and a standard NEMA 4X rated (or equivalent) enclosure.

## REDUCED MAINTENANCE COSTS

- ▶ Specifically engineered for high-traffic, high-cycle environments, it is designed for day in, day out use
- ▶ Assured operation without extensive ongoing maintenance
- ▶ Fabric and rubber door models can withstand vehicle impact and be reset in seconds, without tools

## IMPROVED SECURITY

- ▶ Rapid opening and closing prohibits unauthorized access
- ▶ High speed operation optimizes traffic flow by reducing waiting time
- ▶ Cycle speeds deter 'tailgating' or 'piggybacking' activity

## LASTING RELIABILITY

- ▶ Engineered to withstand the daily rigors of use and last for millions of operating cycles
- ▶ High-speed operation assures smooth, efficient, high-volume traffic flow
- ▶ Custom manufactured for optimal fit and performance

## STYLISH AESTHETICS

- ▶ Modern, crisp lines and materials coordinate with many types of architectural styles
- ▶ Variety of RAL classic or custom match colors and additional options to help fit the visual appeal of individual structures and buildings



## North America's Leading High-Performance Door Manufacturer



### QUALITY. PERFORMANCE. RELIABILITY.

Rytec doors offer our customers the highest value and day in, day out performance — and are supported by the knowledge and expertise of dedicated employees, authorized dealers and trained installers across North America. With over 150,000 doors in operation — many with millions of operating cycles — our doors provide energy savings, safety and security and require only minimal maintenance.

American Owned, American Made



◀ Watch All Rytec Testimonials

Specifications subject to change  
© 2024 Rytec, a Nucor company LIT091624

[RytecDoors.com](http://RytecDoors.com)

888-GO-RYTEC

[info@rytecdoors.com](mailto:info@rytecdoors.com)

P: 262.677.9046

W223N16601 Cedar Parkway  
Jackson, WI 53037-0403

