

LYON[®]

MODULAR DRAWER CABINETS CATALOG



GOING GREEN AT LYON



Lyon commits to manufacturing products that help our architects, dealers, and distributors reach the highest level of certification. Buying domestic US steel with recycle content and building products in our centrally located manufacturing plants increases your LEED ratings. Lyon is ready to assist in your LEED certification documentation.

Strengthening our committed to LEED initiatives, Lyon has earned UL GREENGUARD Gold Certification. GREENGUARD recognizes and references over 400 codes, rating systems, and procurement policies worldwide. The GREENGUARD Certification criteria have been the basis for the LEED credit for low emitting furniture since 2002.

The GREENGUARD Gold Standard includes health based criteria for additional chemicals and also requires lower total VOC emissions levels. This ensures that products are acceptable for use in environments such as schools and healthcare facilities.

Certified products are easily identified by the bright green UL badge on each product page. To obtain this certification, Lyon underwent extensive testing and as well as audits conducted by UL Environment.



HIGH DENSITY STORAGE SOLUTION

Maximize your use of cubic space with a high-level of product storage density using Lyon's complete line of modular drawer storage cabinets and accessories. Our main goal, when designing modular drawer cabinets, is to create storage solutions that best optimize space, access, security, and cost with the retrieval of small to mid-sized products in mind.

Drawers can be subdivided into an infinite range of custom compartments to better organize your products. Lyon drawers are ergonomically designed to bring these individual compartments to full view at the best possible human reach points. This results in improved worker efficiency and increased productivity while often doubling storage capacity within the same amount of floor space.

Installations ranging from a single-freestanding cabinet to multiple-stacked groups of cabinets provide flexible solutions to meet every storage requirement while optimizing your space, access, security, and cost. Lyon modular drawer cabinets have been designed for applications in many fields like:



- Manufacturing
- Utilities

- Transportation
- Healthcare

- Government
- Education and more...



STORAGE SPACE CONQUERED

Contact us with your special requirements; Lyon's engineering and manufacturing departments will develop a unique modular drawer cabinet to fit your special application.



TABLE OF CONTENTS

PRODUCT FEATURES	4	OVERHEAD UNITS		WORK BENCHES	
ORDERING GUIDE	6	Pre-Engineered Overhead Units	36	Work Bench Conceptions	58
PRE-ENGINEERED MODULAR DRAWER CABINETS		SHELF UNITS		Accessories	66
Standard (30" Wide)	7	Shelf Units with Doors	38	DRAWERS IN SHELVING	
Standard Drawer Layouts.....	16	Shelf Units	39	Pre-Engineered Drawers in Shelving	70
Slender (22-13/16" Wide).....	18	CUSTOM DESIGN MODULAR DRAWER CABINETS		Custom Design Drawers in Shelving	71
Slender Drawer Layouts.....	23	Housing Selection	40	WEAPONS STORAGE	
Medium (36-3/8" Wide)	24	Drawer Selection.....	42	Pre-Engineered Weapons Storage	72
Medium Drawer Layouts	26	MODULAR DRAWER CABINET ACCESSORIES		Custom Design Weapons Storage	73
Extra (44-3/8" Wide)	27	Housing Options	44	SPARE PARTS LIST	74
Extra Drawer Layouts	30	Drawer Options	48	WARRANTY	75
Double (59-5/8" Wide)	32	PRE-ENGINEERED MOBILE			
Double Drawer Layouts	34	Mobile Cabinets	54		
		Mobile Workstations.....	56		



Organized Storage Designed for Efficiency.

Why Choose Lyon Modular Drawer Cabinets...

...to provide you with the highest density storage solution for small to mid-sized products, while reducing your storage footprint by as much as 50%.

PERFORMANCE

The Lyon drawer suspension features the highest quality glides resulting in the “smoothest”, most reliable operating drawers in the industry, empty and fully loaded.

ACCESSIBILITY

Full extension drawers provide 100% visibility to the stored product. Lyon drawers are ergonomically engineered to provide the best possible human reach points.

EFFICIENCY

Drawer interiors can be sub-divided into compartments for the storage of parts without cartons. Neat and organized storage improves inventory control.

SECURITY

Choose from many different types of latching systems to provide for the safe secure storage of valuable products.

MODULARITY

Flexible design based on a “Building-Block” approach. From pre-engineered to custom-built products, Lyon offers an innovative array of easy order options to adapt to your future growth.

NOTE:

With a fully loaded (400 lbs.) drawer capacity, Lyon averaged 8,000 cycles compared to 4,000 competitive cycles before drawer push-pull forces exceeded 50 lbs.

LYON®

Customizing the Right Storage Solution - Contact us with your special requirements; Lyon's engineering and manufacturing departments will develop a unique modular drawer cabinet to fit your special application.





ORDERING GUIDE

Lyon's hand picked Pre-Engineered Modular Drawer Cabinets meet the most popular workspace requirements. To complete an item number, follow the steps and see example to the right:

STEP 1

Choose from 6 housing heights: Desk, Table, Bench, Mid-Range, Counter, or Eye-level - see below.

STEP 2

Choose housing and drawer colors from the 49 cabinet/drawer-door color combinations below



- 2a. Enter the **LETTER** designation for the **HOUSING** color
- 2b. Enter the **LETTER** designation for the **DRAWER** color

STEP 3

- Choose drawer access requirements
- Enter **S** for **SINGLE** drawer access (**SDA**)
- Enter **M** for **MULTIPLE** drawer access (**MDA**)
- Enter **N** for **No SDA or MDA** drawer access

STEP 4

- Choose layout kit installation
- Enter **I** for **INSTALLED KIT**
- Enter **K** for **KITTED KITS**
- Enter **O** for **NO KITS**

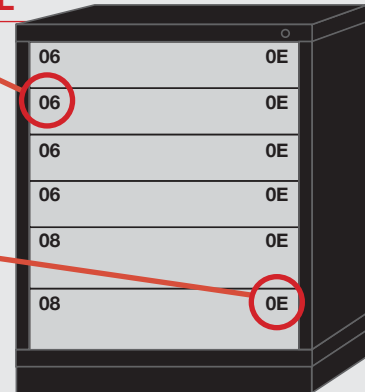
STEP 5

- Choose locking requirements
- Enter **N** for **NO LOCKING SYSTEM**
- Enter **L** for **STANDARD LOCKING SYSTEM**
- Enter **1** for **KEYED ALIKE LOCKING SYSTEM LOCKS**

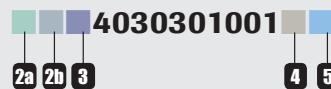
EXAMPLE

Drawer Number designated in the chart at the bottom of this page.


Layout Kit Numbers designates the drawer interior configuration that can be found on the layout kit pages 16 & 17 for Standard size cabinets.




The catalog number for the pre-engineered cabinet shown in the illustration is a Standard, Mid-Range 37-3/16" h Cabinet with 6 drawers and 144 compartments from page 10 featuring Vulcan Black housing with Dove Gray drawers, multiple drawer access, 1 keyed alike locking system and layout kits installed would be: **KDM4030301001i1**



6 HOUSING HEIGHTS



5 HOUSING FOOTPRINTS



15 DRAWER HEIGHTS

Drawer Number	04	05	06	07	08	09	10	11	12	13	14	15	16	17	18
"U" Usable Height	2-1/4"	3"	3-7/8"	4-5/8"	5-3/8"	6-1/4"	7"	7-3/4"	8-1/2"	9-3/8"	10-1/8"	10-7/8"	11-3/4"	12-1/2"	13-1/4"
"S" Side Height	1-7/8"		3"			4-3/8"			6-1/4"						
"H" Front Height	3-1/16"	3-7/8"	4-5/8"	5-7/16"	6-3/16"	7"	7-3/4"	8-9/16"	9-3/8"	10-1/8"	10-7/8"	11-3/4"	12-1/2"	13-5/16"	14-1/16"

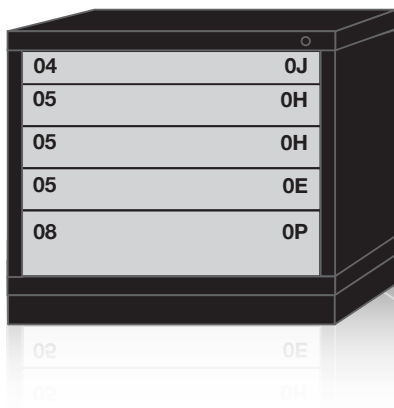


Modular Drawer Cabinets

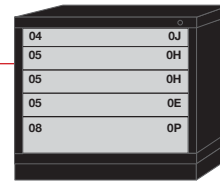
STANDARD CABINET - 30" WIDE DESK HEIGHT - 26-7/8" H X 28-1/4" D

All Pre-Engineered Modular Drawer Cabinets on this page features a Fork Lift Base.

Drawer Number	04	05	06	07	08	09	10	11	12	13	14	15	16	17	18
Usable Height	2-1/4"	3"	3-7/8"	4-5/8"	5-3/8"	6-1/4"	7"	7-3/4"	8-1/2"	9-3/8"	10-1/8"	10-7/8"	11-3/4"	12-1/2"	13-1/4"
Side Height	1-7/8"		3"			4-3/8"			6-1/4"						
Front Height	3-1/16"	3-7/8"	4-5/8"	5-7/16"	6-3/16"	7"	7-3/4"	8-9/16"	9-3/8"	10-1/8"	10-7/8"	11-3/4"	12-1/2"	13-5/16"	14-1/16"



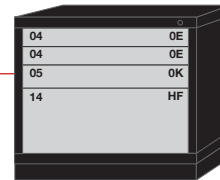
5 DRAWERS



5 drawers with
144 compartments

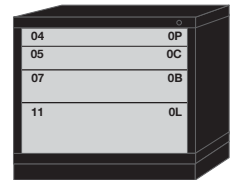
■ ■ ■ **273030000B** ■ ■ ■

4 DRAWERS



4 drawers with
70 compartments

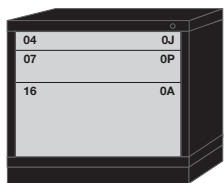
■ ■ ■ **2730301004** ■ ■ ■



4 drawers with
41 compartments

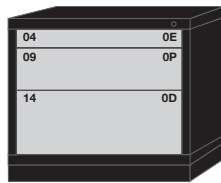
■ ■ ■ **2730301001** ■ ■ ■

3 DRAWERS



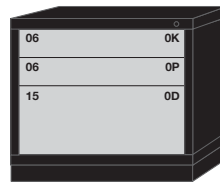
3 drawers with
50 compartments

■ ■ ■ **273030000A** ■ ■ ■



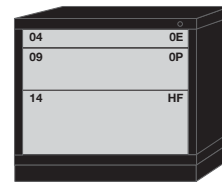
3 drawers with
48 compartments

■ ■ ■ **2730301007** ■ ■ ■



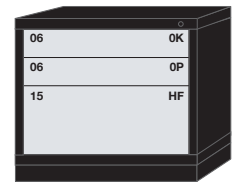
3 drawers with
44 compartments

■ ■ ■ **2730301008** ■ ■ ■



3 drawers with
42 compartments

■ ■ ■ **2730301005** ■ ■ ■



3 drawers with
38 compartments

■ ■ ■ **2730301006** ■ ■ ■





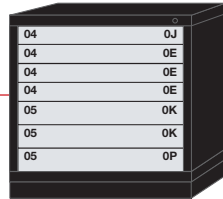
Modular Drawer Cabinets

STANDARD CABINET - 30" WIDE TABLE HEIGHT - 30-1/8" H X 28-1/4" D

All Pre-Engineered Modular Drawer Cabinets on this page features a Fork Lift Base.

Drawer Number	04	05	06	07	08	09	10	11	12	13	14	15	16	17	18
Usable Height	2-1/4"	3"	3-7/8"	4-5/8"	5-3/8"	6-1/4"	7"	7-3/4"	8-1/2"	9-3/8"	10-1/8"	10-7/8"	11-3/4"	12-1/2"	13-1/4"
Side Height	1-7/8"		3"		4-3/8"			6-1/4"							
Front Height	3-1/16"	3-7/8"	4-5/8"	5-7/16"	6-3/16"	7"	7-3/4"	8-9/16"	9-3/8"	10-1/8"	10-7/8"	11-3/4"	12-1/2"	13-5/16"	14-1/16"

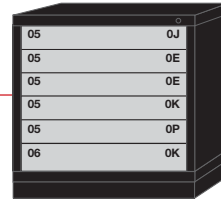
7 Drawers



7 drawers with
160 compartments

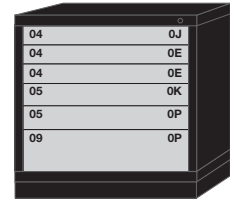
313030000A

6 Drawers



6 drawers with
136 compartments

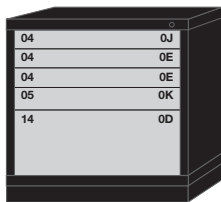
3130301014



6 drawers with
132 compartments

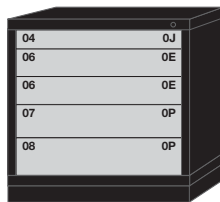
3130301010

5 Drawers



5 drawers with
108 compartments

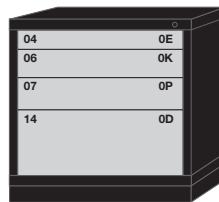
3130301011



5 drawers with
112 compartments

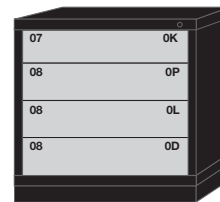
313030000B

4 Drawers



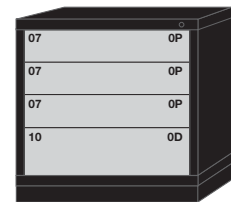
4 drawers with
68 compartments

3130301001



4 drawers with
56 compartments

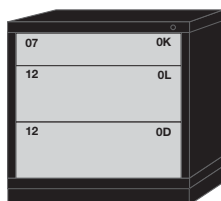
3130301002



4 drawers with
56 compartments

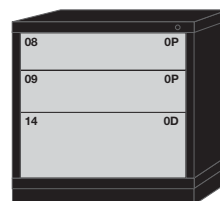
3130301012

3 Drawers



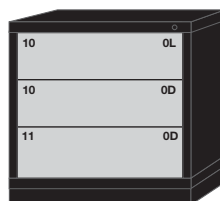
3 drawers with
40 compartments

3130301003



3 drawers with
40 compartments

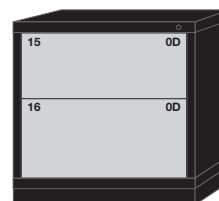
3130301013



3 drawers with
28 compartments

3130301004

2 Drawers



2 drawers with
16 compartments

3130301005

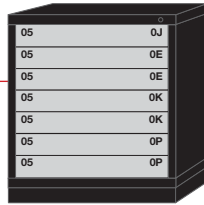
MDC

Modular Drawer Cabinets

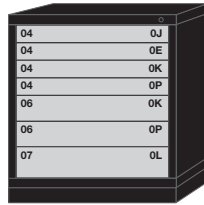
All Pre-Engineered Modular Drawer Cabinets on this page features a Fork Lift Base.

STANDARD CABINET - 30" WIDE BENCH HEIGHT - 33-1/4" H X 28-1/4" D

7 Drawers

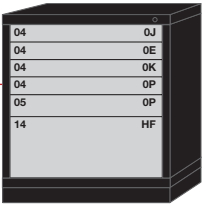


7 drawers with
152 compartments
3530301001

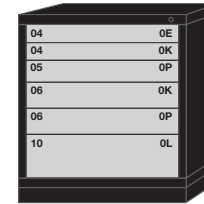


7 drawers with
140 compartments
3530301018

6 Drawers

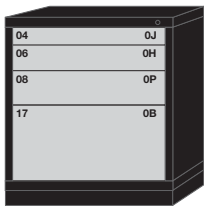


6 drawers with
110 compartments
3530301026




6 drawers with
108 compartments
3530301002

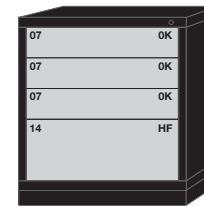
4 Drawers



4 drawers with
88 compartments
353030000A

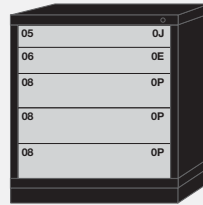


4 drawers with
68 compartments
3530301030

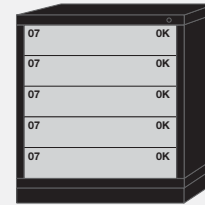


4 drawers with
62 compartments
3530301032

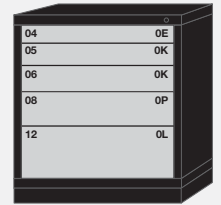
5 Drawers



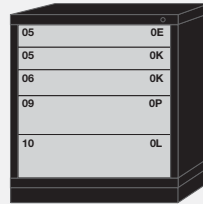
5 drawers with
104 compartments
353030000B



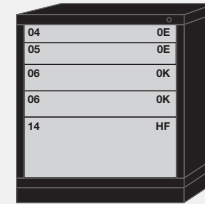
5 drawers with
100 compartments
3530301025



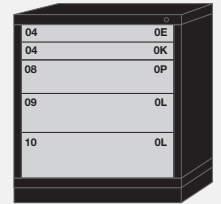
5 drawers with
92 compartments
3530301003



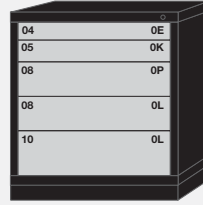
5 drawers with
92 compartments
3530301004



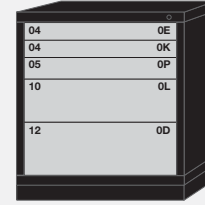
5 drawers with
90 compartments
3530301029



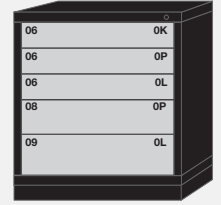
5 drawers with
84 compartments
3530301028



5 drawers with
84 compartments
3530301027

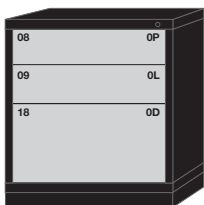


5 drawers with
80 compartments
3530301023

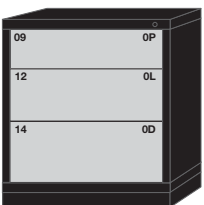


5 drawers with
76 compartments
3530301007

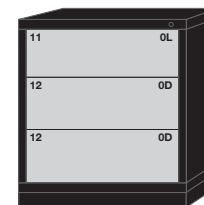
3 Drawers



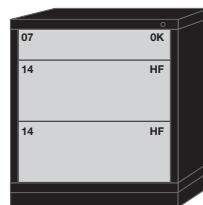
3 drawers with
36 compartments
3530301021



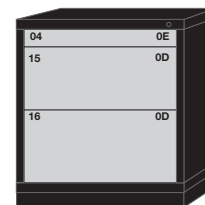
3 drawers with
36 compartments
3530301010



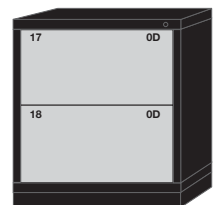
3 drawers with
28 compartments
3530301033



3 drawers with
24 compartments
3530301034



3 drawers with
40 compartments
3530301009



2 drawers with
16 compartments
3530301005

2 Drawers





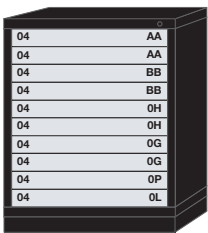
Modular Drawer Cabinets

STANDARD CABINET - 30" WIDE
MID-RANGE – 37-3/16" H X 28-1/4" D

All Pre-Engineered Modular Drawer Cabinets on this page features a Fork Lift Base.

Drawer Number	04	05	06	07	08	09	10	11	12	13	14	15	16	17	18
Usable Height	2-1/4"	3"	3-7/8"	4-5/8"	5-3/8"	6-1/4"	7"	7-3/4"	8-1/2"	9-3/8"	10-1/8"	10-7/8"	11-3/4"	12-1/2"	13-1/4"
Side Height	1-7/8"		3"			4-3/8"			6-1/4"						
Front Height	3-1/16"	3-7/8"	4-5/8"	5-7/16"	6-3/16"	7"	7-3/4"	8-9/16"	9-3/8"	10-1/8"	10-7/8"	11-3/4"	12-1/2"	13-5/16"	14-1/16"

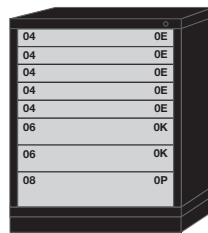
10 Drawers



10 drawers with 342 compartments

4030301010

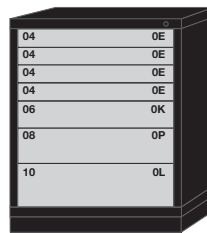
8 Drawers



8 drawers with 176 compartments

403030000A

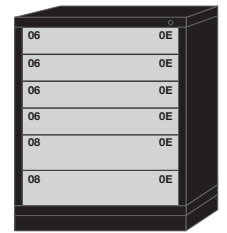
7 Drawers



7 drawers with 144 compartments

4030301007

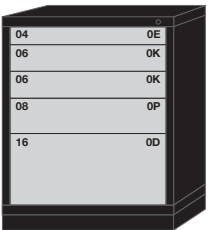
6 Drawers



6 drawers with 144 compartments

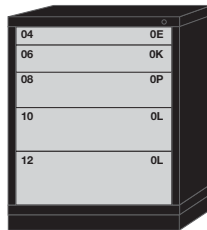
4030301001

5 Drawers



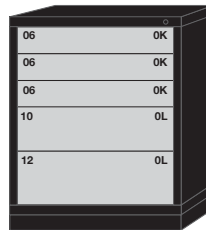
5 drawers with 88 compartments

4030301003



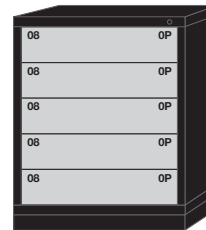
5 drawers with 84 compartments

4030301011



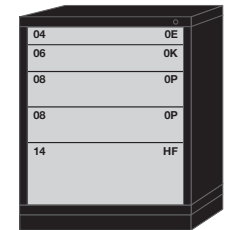
5 drawers with 84 compartments

4030301012



5 drawers with 80 compartments

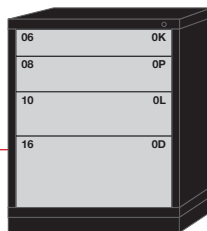
4030301002



5 drawers with 78 compartments

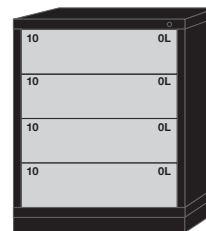
4030301013

4 Drawers



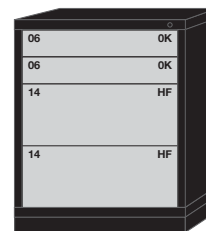
4 drawers with 56 compartments

4030301005



4 drawers with 48 compartments

4030301004



4 drawers with 44 compartments

4030301014


MIDC

Modular Drawer Cabinets


STANDARD CABINET - 30" WIDE COUNTER - 44-1/4" H X 28-1/4" D

All Pre-Engineered Modular Drawer Cabinets on this page features a Fork Lift Base.


11 Drawers



11 drawers with
248 compartments



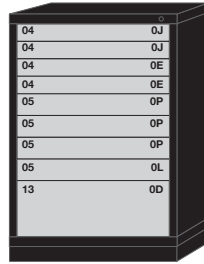
10 Drawers



10 drawers with
200 compartments



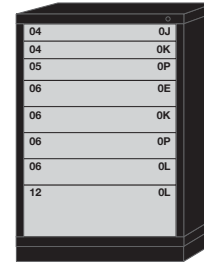
9 Drawers




9 drawers with
180 compartments



8 Drawers



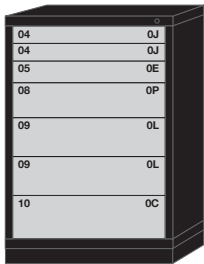
8 drawers with
152 compartments



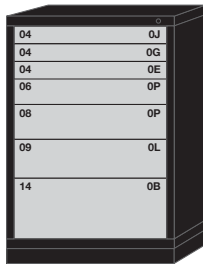
8 drawers with
144 compartments



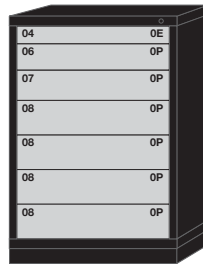

7 Drawers





7 drawers with
137 compartments



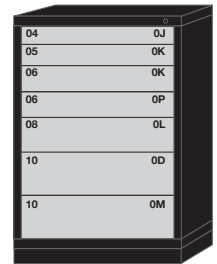
7 drawers with
129 compartments



7 drawers with
120 compartments



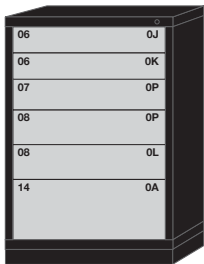
7 drawers with
120 compartments



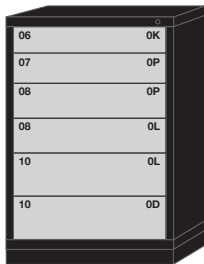
7 drawers with
114 compartments



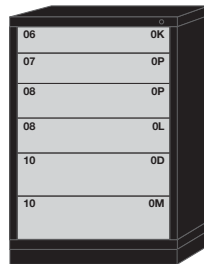
6 Drawers



6 drawers with
98 compartments



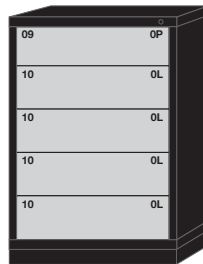
6 drawers with
84 compartments



6 drawers with
78 compartments



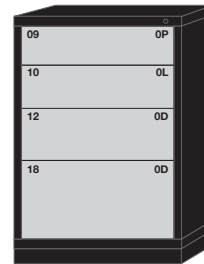
5 Drawers



5 drawers with
64 compartments



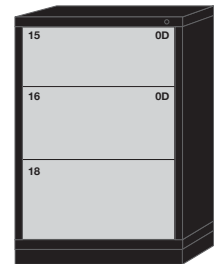
4 Drawers



4 drawers with
44 compartments



3 Drawers



3 drawers with
17 compartments






Modular Drawer Cabinets

STANDARD CABINET - 30" WIDE EYE-LEVEL – 59-1/4" H X 28-1/4" D

All Pre-Engineered Modular Drawer Cabinets on this page features a Fork Lift Base.

Drawer Number	04	05	06	07	08	09	10	11	12	13	14	15	16	17	18
Usable Height	2-1/4"	3"	3-7/8"	4-5/8"	5-3/8"	6-1/4"	7"	7-3/4"	8-1/2"	9-3/8"	10-1/8"	10-7/8"	11-3/4"	12-1/2"	13-1/4"
Side Height	1-7/8"		3"		4-3/8"			6-1/4"							
Front Height	3-1/16"	3-7/8"	4-5/8"	5-7/16"	6-3/16"	7"	7-3/4"	8-9/16"	9-3/8"	10-1/8"	10-7/8"	11-3/4"	12-1/2"	13-5/16"	14-1/16"

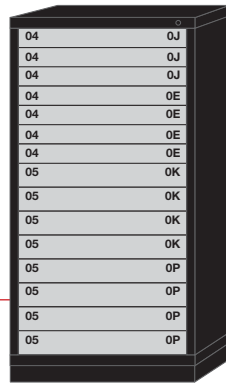


17 Drawers

15 Drawers

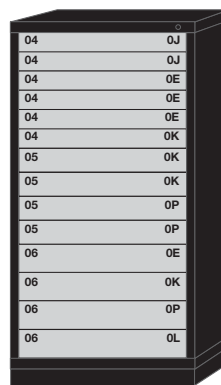
17 drawers with
591 compartments

683030000A



15 drawers with
336 compartments

6830301001

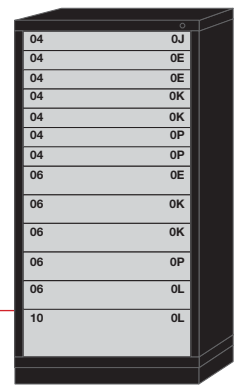


14 Drawers

13 Drawers

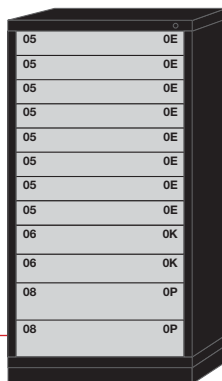
14 drawers with
300 compartments

6830301002



13 drawers with
256 compartments

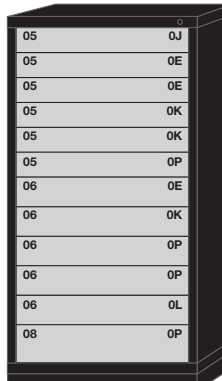
6830301003



12 Drawers

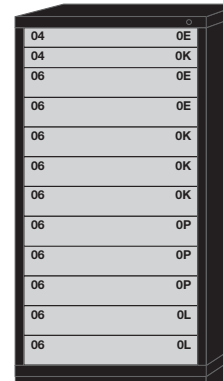
12 drawers with
264 compartments

6830301024



12 drawers with
240 compartments

6830301005



12 drawers with
224 compartments

6830301004


MDC

Modular Drawer Cabinets

STANDARD CABINET - 30" WIDE EYE-LEVEL – 59-1/4" H X 28-1/4" D

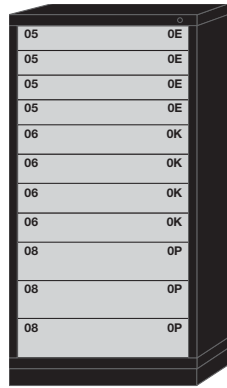
All Pre-Engineered Modular Drawer Cabinets on this page features a Fork Lift Base.

11 Drawers



11 drawers with
269 compartments

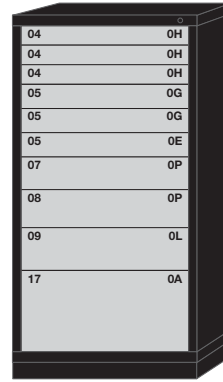
68303000F



11 drawers with
224 compartments


6830301026

10 Drawers



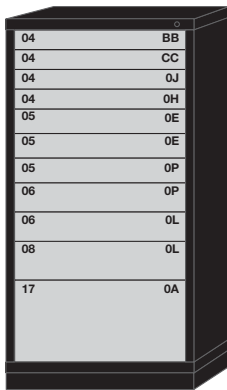
10 drawers with
228 compartments

683030000K



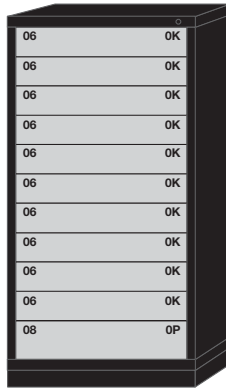
10 drawers with
210 compartments

683030000H




11 drawers with
222 compartments

683030000B



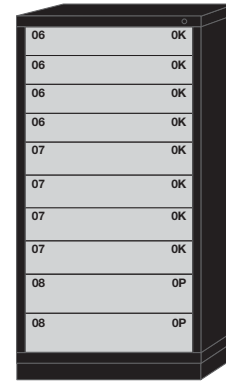
11 drawers with
216 compartments

6830301025



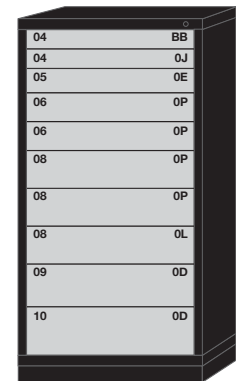
11 drawers with
204 compartments

6830301008




10 drawers with
192 compartments

6830301027



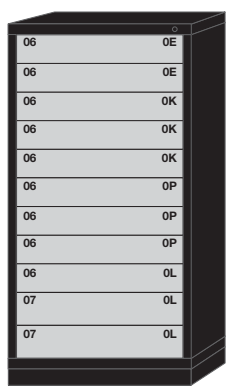
10 drawers with
180 compartments

683030000C




11 drawers with
200 compartments

6830301007



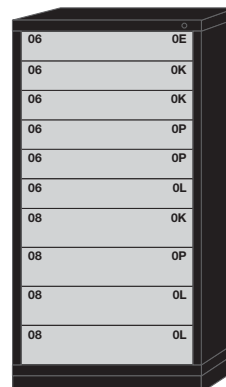
11 drawers with
192 compartments

6830301006




11 drawers with
192 compartments

6830301019



10 drawers with
168 compartments

6830301009



10 drawers with
164 compartments

6830301010





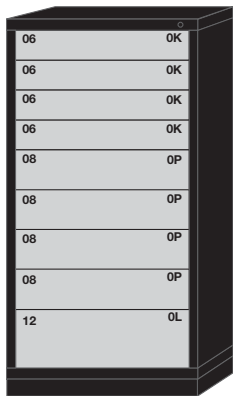
Modular Drawer Cabinets

STANDARD CABINET - 30" WIDE EYE-LEVEL – 59-1/4" H X 28-1/4" D

All Pre-Engineered Modular Drawer Cabinets on this page features a Fork Lift Base.

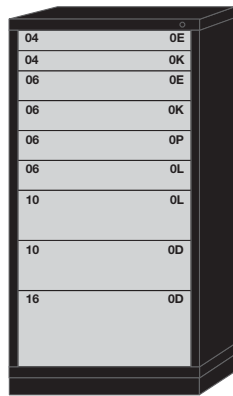
Drawer Number	04	05	06	07	08	09	10	11	12	13	14	15	16	17	18
Usable Height	2-1/4"	3"	3-7/8"	4-5/8"	5-3/8"	6-1/4"	7"	7-3/4"	8-1/2"	9-3/8"	10-1/8"	10-7/8"	11-3/4"	12-1/2"	13-1/4"
Side Height	1-7/8"		3"			4-3/8"			6-1/4"						
Front Height	3-1/16"	3-7/8"	4-5/8"	5-7/16"	6-3/16"	7"	7-3/4"	8-9/16"	9-3/8"	10-1/8"	10-7/8"	11-3/4"	12-1/2"	13-5/16"	14-1/16"

9 Drawers



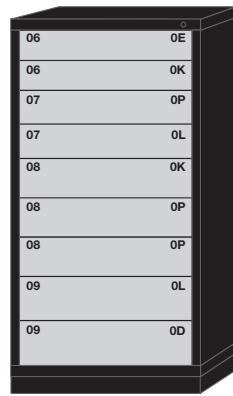
9 drawers with
156 compartments

6830301028



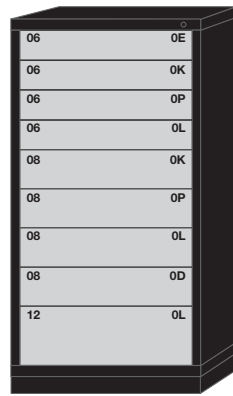
9 drawers with
144 compartments

6830301013



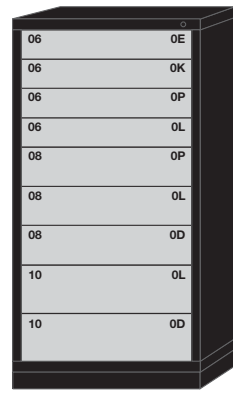
9 drawers with
144 compartments

6830301011



9 drawers with
140 compartments

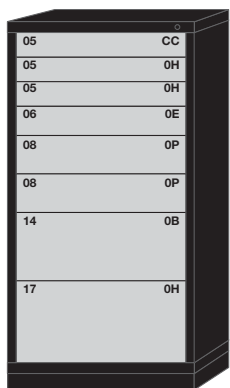
6830301012



9 drawers with
128 compartments


6830301029

8 Drawers




8 drawers with
184 compartments

683030000D



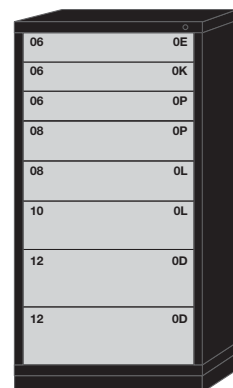
8 drawers with
181 compartments

683030000E




8 drawers with
120 compartments

6830301031



8 drawers with
116 compartments

6830301033



8 drawers with
112 compartments

6830301030

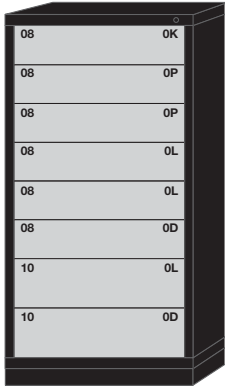
MIDC

Modular Drawer Cabinets


STANDARD CABINET - 30" WIDE EYE-LEVEL – 59-1/4" H X 28-1/4" D

All Pre-Engineered Modular Drawer Cabinets on this page features a Fork Lift Base.

8 Drawers



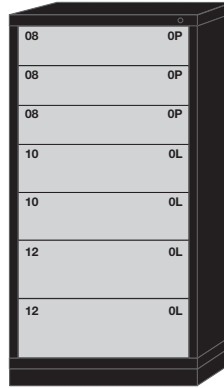
8 drawers with 104 compartments



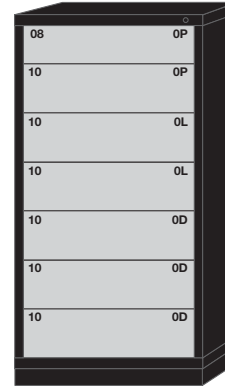

8 drawers with 100 compartments



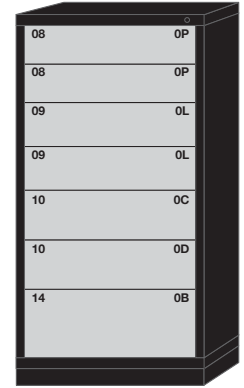
7 Drawers




7 drawers with 96 compartments




7 drawers with 80 compartments



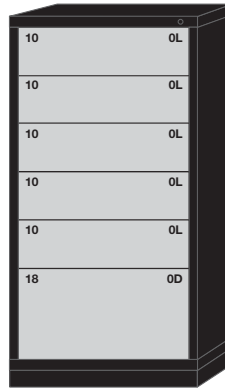
7 drawers with 77 compartments




6 Drawers



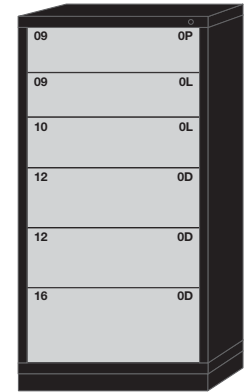
6 drawers with 72 compartments



6 drawers with 68 compartments



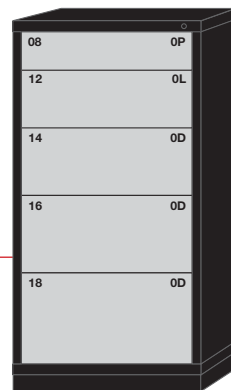
6 drawers with 64 compartments




6 drawers with 64 compartments



5 Drawers



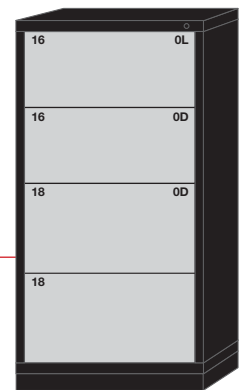
5 drawers with 52 compartments



5 drawers with 37 compartments



4 Drawers



4 drawers with 29 compartments



MDC

Modular Drawer Cabinets

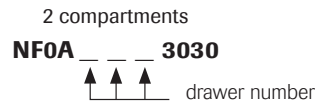
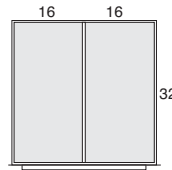
LAYOUT KITS STANDARD WIDTH CABINET - 30" WIDE

How to Order:

Complete the part number with one of the following drawer numbers:

- 045** for 04 & 05
- 067** for 06 & 07
- 089** for 08 & 09
- 100** for 10+

Example:



The catalog number for the pre-engineered layout kit for a 04 and 05 drawer number with 2 compartments is:

NFOA0453030

Usable Height

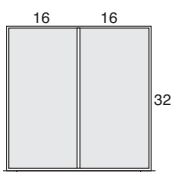
Use the chart below to identify "Usable Height" dimensions for the specific drawer numbers.

Drawer Number	04	05	06	07	08	09	10	11	12	13	14	15	16	17	18
Usable Height	2-1/4"	3"	3-7/8"	4-5/8"	5-3/8"	6-1/4"	7"	7-3/4"	8-1/2"	9-3/8"	10-1/8"	10-7/8"	11-3/4"	12-1/2"	13-1/4"
Side Height	1-7/8"		3"			4-3/8"			6-1/4"						
Front Height	3-1/16"	3-7/8"	4-5/8"	5-7/16"	6-3/16"	7"	7-3/4"	8-9/16"	9-3/8"	10-1/8"	10-7/8"	11-3/4"	12-1/2"	13-5/16"	14-1/16"

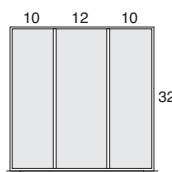
Compartment Size

The chart below identifies individual compartment sizes found in the layout kit illustrations.

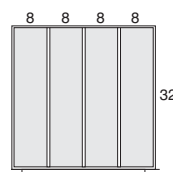
Compartment Size	3	4	5	6	7	8	9	10	11	12	13	14	15	16	17
Dimension	1-7/8"	2-11/16"	3-1/2"	4-1/4"	5-1/16"	5-7/8"	6-11/16"	7-1/2"	8-1/4"	9-1/16"	9-7/8"	10-11/16"	11-1/2"	12-1/4"	13-1/16"
Compartment Size	18	19	20	21	22	23	24	25	26	27	28	29	30	31	32
Dimension	13-7/8"	14-11/16"	15-1/2"	16-1/4"	17-1/16"	17-7/8"	18-11/16"	19-1/2"	20-1/4"	21-1/16"	21-7/8"	22-11/16"	23-7/16"	24-1/4"	25-1/16"



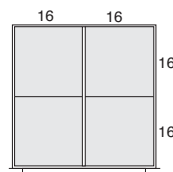
2 compartments
NFOA **3030**



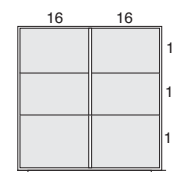
3 compartments
NFAB **3030**



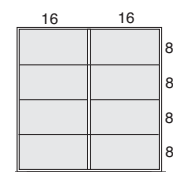
4 compartments
NFAC **3030**



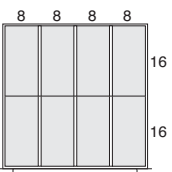
4 compartments
NFOB **3030**



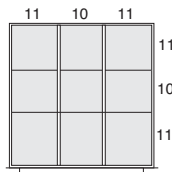
6 compartments
NFOM **3030**



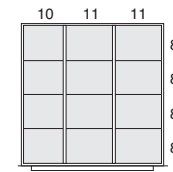
8 compartments
NFOD **3030**



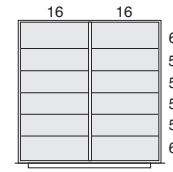
8 compartments
NFHH **3030**



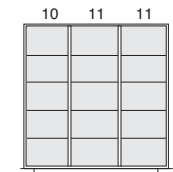
9 compartments
NFOC **3030**



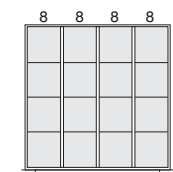
12 compartments
NFOL **3030**



12 compartments
NFOR **3030**



15 compartments
NFAG **3030**



16 compartments
NFOP **3030**

For the usable drawer height dimensions, drawer and housing heights, housing footprints and ordering guide see page 6.

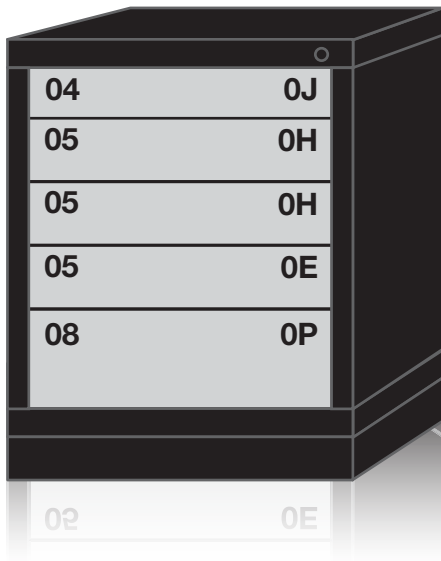


Modular Drawer Cabinets

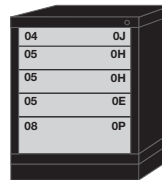
**SLENDER CABINET - 22-13/16" WIDE
DESK HEIGHT - 26-7/8" H X 28-1/4" D**

All Pre-Engineered Modular Drawer Cabinets on this page features a Fork Lift Base.

Drawer Number	04	05	06	07	08	09	10	11	12	13	14	15	16	17	18
Usable Height	2-1/4"	3"	3-7/8"	4-5/8"	5-3/8"	6-1/4"	7"	7-3/4"	8-1/2"	9-3/8"	10-1/8"	10-7/8"	11-3/4"	12-1/2"	13-1/4"
Side Height	1-7/8"		3"		4-3/8"			6-1/4"							
Front Height	3-1/16"	3-7/8"	4-5/8"	5-7/16"	6-3/16"	7"	7-3/4"	8-9/16"	9-3/8"	10-1/8"	10-7/8"	11-3/4"	12-1/2"	13-5/16"	14-1/16"



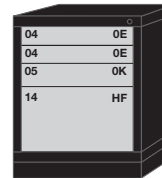
5 Drawers



5 drawers with
144 compartments

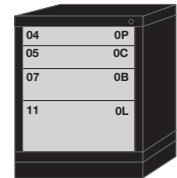
■ ■ ■ 272230000B ■ ■ ■

4 Drawers



4 drawers with
70 compartments

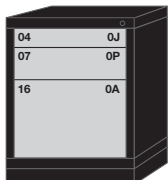
■ ■ ■ 2722301004 ■ ■ ■



4 drawers with
41 compartments

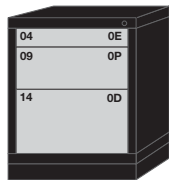
■ ■ ■ 2722301001 ■ ■ ■

3 Drawers



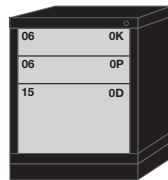
3 drawers with
50 compartments

■ ■ ■ 272230000A ■ ■ ■



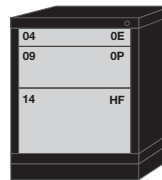
3 drawers with
48 compartments

■ ■ ■ 2722301007 ■ ■ ■



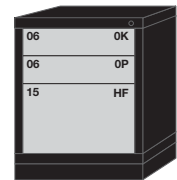
3 drawers with
44 compartments

■ ■ ■ 2722301008 ■ ■ ■



3 drawers with
42 compartments

■ ■ ■ 2722301005 ■ ■ ■



3 drawers with
38 compartments

■ ■ ■ 2722301006 ■ ■ ■

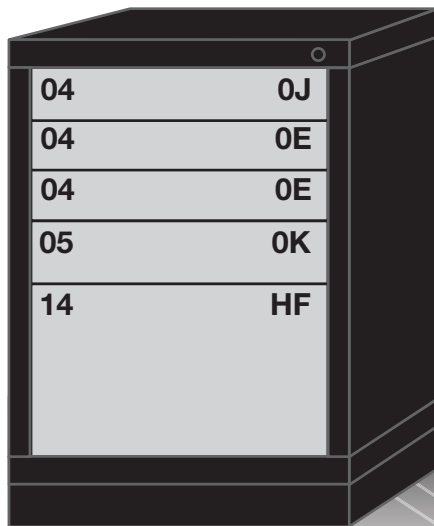


MIDC

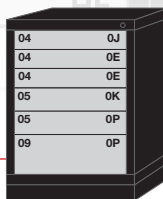
Modular Drawer Cabinets

**SLENDER CABINET - 22-13/16" WIDE
TABLE HEIGHT - 30-1/8" H X 28-1/4" D**

All Pre-Engineered Modular Drawer Cabinets on this page features a Fork Lift Base.



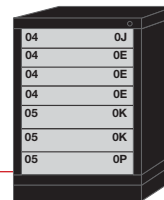
6 Drawers



6 drawers with
132 compartments

■ ■ ■ **3122301010** ■ ■ ■

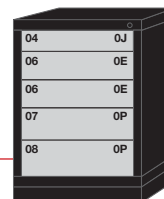
7 Drawers



7 drawers with
160 compartments

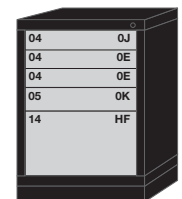
■ ■ ■ **312230000A** ■ ■ ■

5 Drawers



5 drawers with
112 compartments

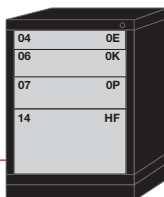
■ ■ ■ **312230000B** ■ ■ ■



5 drawers with
102 compartments

■ ■ ■ **3122301011** ■ ■ ■

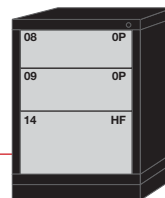
4 Drawers



4 drawers with
62 compartments

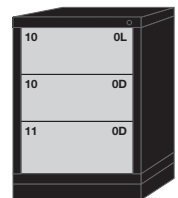
■ ■ ■ **3122301001** ■ ■ ■

3 Drawers



3 drawers with
34 compartments

■ ■ ■ **3122301013** ■ ■ ■



3 drawers with
28 compartments

■ ■ ■ **3122301004** ■ ■ ■



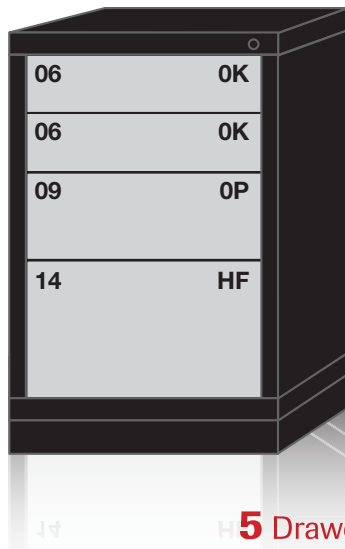


Modular Drawer Cabinets

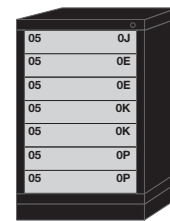
SLENDER CABINET - 22-13/16" WIDE BENCH HEIGHT - 33-1/4" H X 28-1/4" D

All Pre-Engineered Modular Drawer Cabinets on this page features a Fork Lift Base.

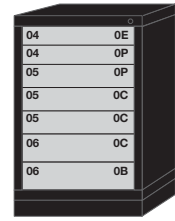
Drawer Number	04	05	06	07	08	09	10	11	12	13	14	15	16	17	18
Usable Height	2-1/4"	3"	3-7/8"	4-5/8"	5-3/8"	6-1/4"	7"	7-3/4"	8-1/2"	9-3/8"	10-1/8"	10-7/8"	11-3/4"	12-1/2"	13-1/4"
Side Height	1-7/8"		3"		4-3/8"			6-1/4"							
Front Height	3-1/16"	3-7/8"	4-5/8"	5-7/16"	6-3/16"	7"	7-3/4"	8-9/16"	9-3/8"	10-1/8"	10-7/8"	11-3/4"	12-1/2"	13-5/16"	14-1/16"



7 Drawers

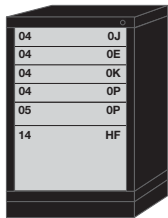


7 drawers with 152 compartments
■ ■ ■ 3522301001 ■ ■ ■

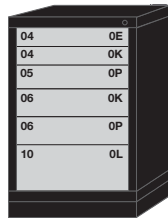


7 drawers with 87 compartments
■ ■ ■ 3522301014 ■ ■ ■

6 Drawers

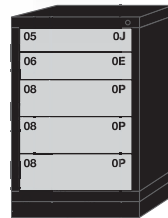


6 drawers with 110 compartments
■ ■ ■ 3522301026 ■ ■ ■

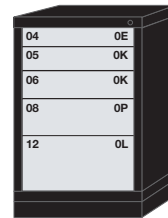


6 drawers with 108 compartments
■ ■ ■ 3522301002 ■ ■ ■

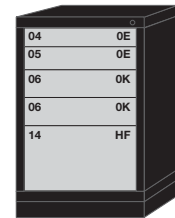
5 Drawers



5 drawers with 104 compartments
■ ■ ■ 3522300008 ■ ■ ■

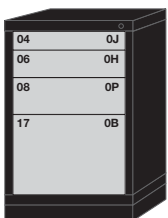


5 drawers with 92 compartments
■ ■ ■ 3522301003 ■ ■ ■

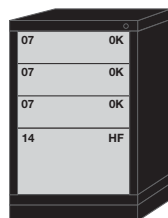


5 drawers with 90 compartments
■ ■ ■ 3522301029 ■ ■ ■

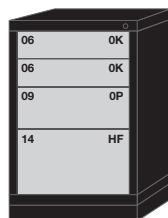
4 Drawers



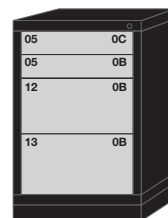
4 drawers with 88 compartments
■ ■ ■ 352230000A ■ ■ ■



4 drawers with 62 compartments
■ ■ ■ 3522301032 ■ ■ ■

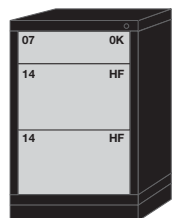


4 drawers with 58 compartments
■ ■ ■ 3522301031 ■ ■ ■



4 drawers with 21 compartments
■ ■ ■ 3522301015 ■ ■ ■

3 Drawers

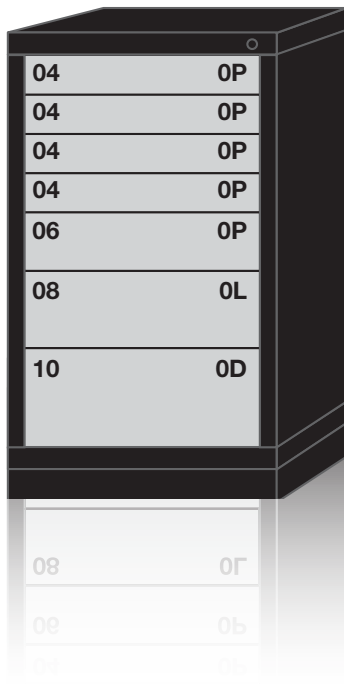


3 drawers with 24 compartments
■ ■ ■ 3522301034 ■ ■ ■

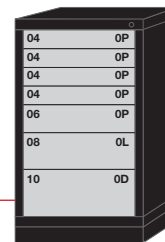
MIDC
Modular Drawer Cabinets

**SLENDER CABINET - 22-13/16" WIDE
MID-RANGE HEIGHT - 37-3/16" H X 28-1/4" D**

All Pre-Engineered Modular Drawer Cabinets on this page features a Fork Lift Base.



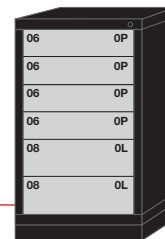
7 Drawers



7 drawers with
100 compartments

4022301015

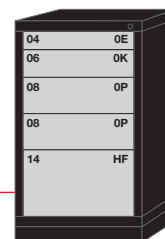
6 Drawers



6 drawers with
88 compartments

4022301016

5 Drawers



5 drawers with
78 compartments

4022301013





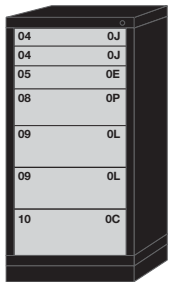
Modular Drawer Cabinets

**SLENDER CABINET - 22-13/16" WIDE
COUNTER HEIGHT – 44-1/4" H X 28-1/4" D**

All Pre-Engineered Modular Drawer Cabinets on this page features a Fork Lift Base.

Drawer Number	04	05	06	07	08	09	10	11	12	13	14	15	16	17	18
Usable Height	2-1/4"	3"	3-7/8"	4-5/8"	5-3/8"	6-1/4"	7"	7-3/4"	8-1/2"	9-3/8"	10-1/8"	10-7/8"	11-3/4"	12-1/2"	13-1/4"
Side Height	1-7/8"		3"		4-3/8"			6-1/4"							
Front Height	3-1/16"	3-7/8"	4-5/8"	5-7/16"	6-3/16"	7"	7-3/4"	8-9/16"	9-3/8"	10-1/8"	10-7/8"	11-3/4"	12-1/2"	13-5/16"	14-1/16"

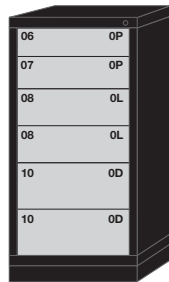
7 Drawers



7 drawers with 137 compartments

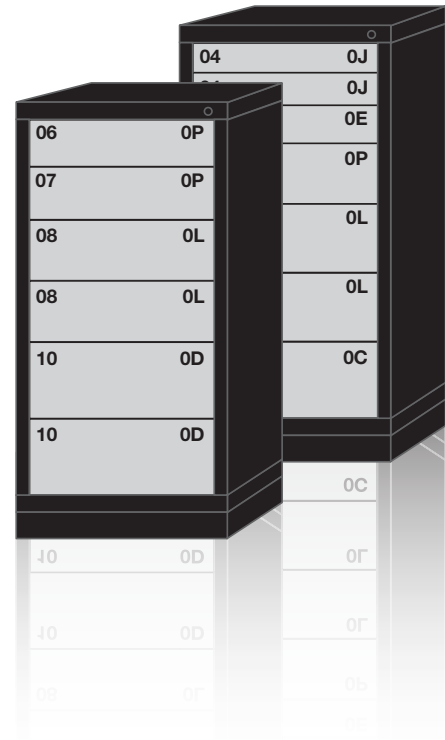
■ ■ ■ 492230000D ■ ■ ■

6 Drawers



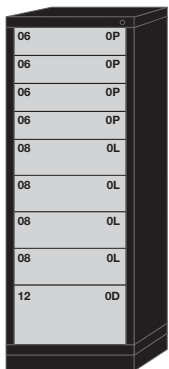
6 drawers with 72 compartments

■ ■ ■ 4922301023 ■ ■ ■



**SLENDER CABINET - 22-13/16" WIDE
EYE-LEVEL HEIGHT – 59-1/4" H X 28-1/4" D**

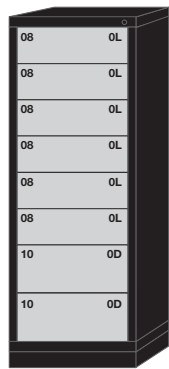
9 Drawers



9 drawers with 120 compartments

■ ■ ■ 6822301039 ■ ■ ■

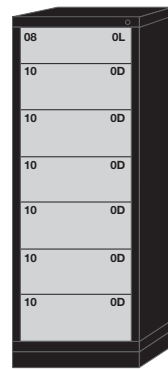
8 Drawers



8 drawers with 88 compartments

■ ■ ■ 6822301040 ■ ■ ■

7 Drawers



7 drawers with 60 compartments

■ ■ ■ 6822301041 ■ ■ ■

MIDC

Modular Drawer Cabinets

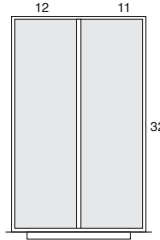
LAYOUT KITS SLENDER WIDTH CABINET

How to Order:

Complete the part number with one of the following drawer numbers:

- 045** for 04 & 05
- 067** for 06 & 07
- 089** for 08 & 09
- 100** for 10+

Example:



2 compartments
NFOA ___ **2230**
 ↑ ↑ ↑
 drawer number

The catalog number for the pre-engineered layout kit for a 04 and 05 drawer number with 2 compartments is:

NFOA0452230

Usable Height

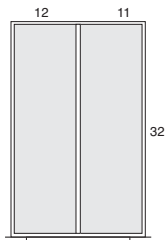
Use the chart below to identify "Usable Height" dimensions for the specific drawer numbers.

Drawer Number	04	05	06	07	08	09	10	11	12	13	14	15	16	17	18
Usable Height	2-1/4"	3"	3-7/8"	4-5/8"	5-3/8"	6-1/4"	7"	7-3/4"	8-1/2"	9-3/8"	10-1/8"	10-7/8"	11-3/4"	12-1/2"	13-1/4"
Side Height	1-7/8"		3"		4-3/8"			6-1/4"							
Front Height	3-1/16"	3-7/8"	4-5/8"	5-7/16"	6-3/16"	7"	7-3/4"	8-9/16"	9-3/8"	10-1/8"	10-7/8"	11-3/4"	12-1/2"	13-5/16"	14-1/16"

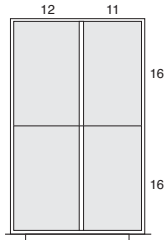
Compartment Size

The chart below identifies individual compartment sizes found in the layout kit illustrations.

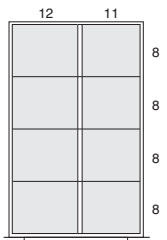
Compartment Size	3	4	5	6	7	8	9	10	11	12	13	14	15	16	17
Dimension	1-7/8"	2-11/16"	3-1/2"	4-1/4"	5-1/16"	5-7/8"	6-11/16"	7-1/2"	8-1/4"	9-1/16"	9-7/8"	10-11/16"	11-1/2"	12-1/4"	13-1/16"
Compartment Size	18	19	20	21	22	23	24	25	26	27	28	29	30	31	32
Dimension	13-7/8"	14-11/16"	15-1/2"	16-1/4"	17-1/16"	17-7/8"	18-11/16"	19-1/2"	20-1/4"	21-1/16"	21-7/8"	22-11/16"	23-7/16"	24-1/4"	25-1/16"



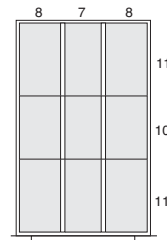
2 compartments
NFOA ___ **2230**



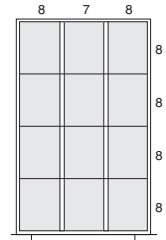
4 compartments
NFOB ___ **2230**



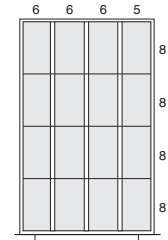
8 compartments
NFOD ___ **2230**



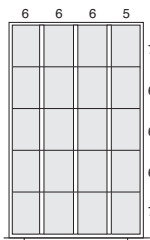
9 compartments
NFOC ___ **2230**




12 compartments
NFOL ___ **2230**



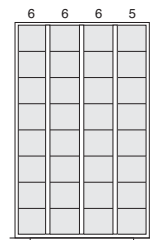
16 compartments
NFOP ___ **2230**




20 compartments
NFOK ___ **2230**



24 compartments
NFOE ___ **2230**



32 compartments
NFOJ ___ **2230**



36 compartments
NFOH ___ **2230**



02 Hanging File Frames
NFHF1002230

For the usable drawer height dimensions, drawer and housing heights, housing footprints and ordering guide see page 6.





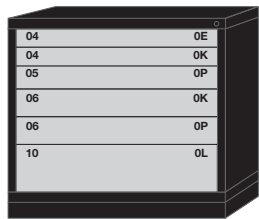
Modular Drawer Cabinets

**MEDIUM CABINET - 36-3/8" WIDE
BENCH HEIGHT – 33-1/4" H X 28-1/4" D**

All Pre-Engineered Modular Drawer Cabinets on this page features a Fork Lift Base.

Drawer Number	04	05	06	07	08	09	10	11	12	13	14	15	16	17	18
Usable Height	2-1/4"	3"	3-7/8"	4-5/8"	5-3/8"	6-1/4"	7"	7-3/4"	8-1/2"	9-3/8"	10-1/8"	10-7/8"	11-3/4"	12-1/2"	13-1/4"
Side Height	1-7/8"		3"		4-3/8"			6-1/4"							
Front Height	3-1/16"	3-7/8"	4-5/8"	5-7/16"	6-3/16"	7"	7-3/4"	8-9/16"	9-3/8"	10-1/8"	10-7/8"	11-3/4"	12-1/2"	13-5/16"	14-1/16"

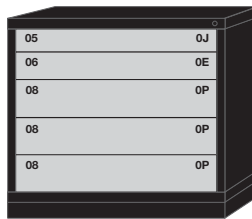
6 Drawers



6 drawers with 108 compartments

3536301002

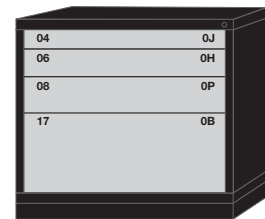
5 Drawers



5 drawers with 104 compartments

353630000B

4 Drawers



4 drawers with 88 compartments

353630000A

**MEDIUM CABINET - 36-3/8" WIDE
COUNTER HEIGHT – 44-1/4" H X 28-1/4" D**

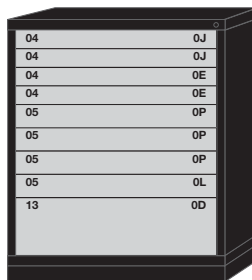
11 Drawers



11 drawers with 248 compartments

4936301001

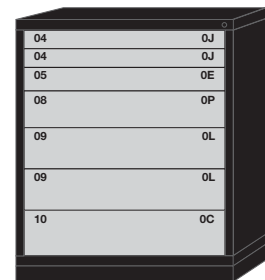
9 Drawers



9 drawers with 180 compartments

493630000B

7 Drawers



7 drawers with 137 compartments

493630000D

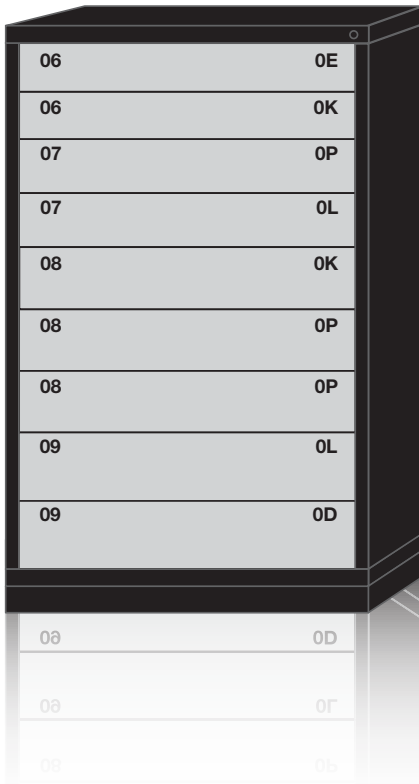
MIDC

Modular Drawer Cabinets


MEDIUM CABINET - 36-3/8" WIDE EYE-LEVEL HEIGHT – 59-1/4" H X 28-1/4" D

All Pre-Engineered Modular Drawer Cabinets on this page features a Fork Lift Base.

Drawer Number	04	05	06	07	08	09	10	11	12	13	14	15	16	17	18
Usable Height	2-1/4"	3"	3-7/8"	4-5/8"	5-3/8"	6-1/4"	7"	7-3/4"	8-1/2"	9-3/8"	10-1/8"	10-7/8"	11-3/4"	12-1/2"	13-1/4"
Side Height	1-7/8"		3"			4-3/8"			6-1/4"						
Front Height	3-1/16"	3-7/8"	4-5/8"	5-7/16"	6-3/16"	7"	7-3/4"	8-9/16"	9-3/8"	10-1/8"	10-7/8"	11-3/4"	12-1/2"	13-5/16"	14-1/16"




11 Drawers



11 drawers with 269 compartments

683630000F


9 Drawers



9 drawers with 144 compartments

6836301011

8 Drawers



8 drawers with 104 compartments

6836301014



MIDC

Modular Drawer Cabinets

LAYOUT KITS MEDIUM WIDTH CABINET

How to Order:

Complete the part number with one of the following drawer numbers:

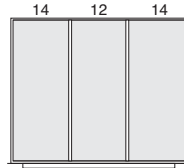
045 for 04 & 05

067 for 06 & 07

089 for 08 & 09

100 for 10+

Example:



32 3 compartments

NFAB ___ 3630

↑ ↑ ↑ drawer number

The catalog number for the pre-engineered layout kit for a 04 and 05 drawer number with 2 compartments is:

NFAB0453630

Usable Height

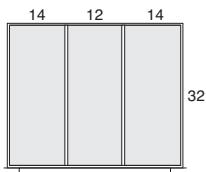
Use the chart below to identify "Usable Height" dimensions for the specific drawer numbers.

Drawer Number	04	05	06	07	08	09	10	11	12	13	14	15	16	17	18
Usable Height	2-1/4"	3"	3-7/8"	4-5/8"	5-3/8"	6-1/4"	7"	7-3/4"	8-1/2"	9-3/8"	10-1/8"	10-7/8"	11-3/4"	12-1/2"	13-1/4"
Side Height	1-7/8"		3"			4-3/8"			6-1/4"						
Front Height	3-1/16"	3-7/8"	4-5/8"	5-7/16"	6-3/16"	7"	7-3/4"	8-9/16"	9-3/8"	10-1/8"	10-7/8"	11-3/4"	12-1/2"	13-5/16"	14-1/16"

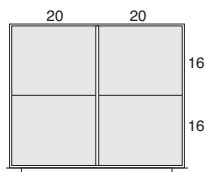
Compartment Size

The chart below identifies individual compartment sizes found in the layout kit illustrations.

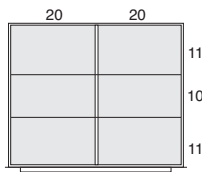
Compartment Size	3	4	5	6	7	8	9	10	11	12	13	14	15	16	17
Dimension	1-7/8"	2-11/16"	3-1/2"	4-1/4"	5-1/16"	5-7/8"	6-11/16"	7-1/2"	8-1/4"	9-1/16"	9-7/8"	10-11/16"	11-1/2"	12-1/4"	13-1/16"
Compartment Size	18	19	20	21	22	23	24	25	26	27	28	29	30	31	32
Dimension	13-7/8"	14-11/16"	15-1/2"	16-1/4"	17-1/16"	17-7/8"	18-11/16"	19-1/2"	20-1/4"	21-1/16"	21-7/8"	22-11/16"	23-7/16"	24-1/4"	25-1/16"



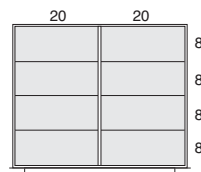
3 compartments
NFAB ___ 3630



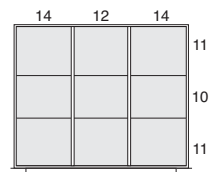
4 compartments
NF0B ___ 3630



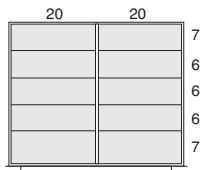
6 compartments
NF0M ___ 3630



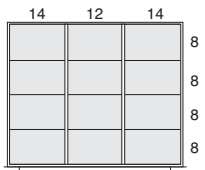
8 compartments
NF0D ___ 3630



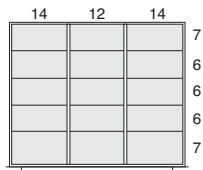
9 compartments
NF0C ___ 3630



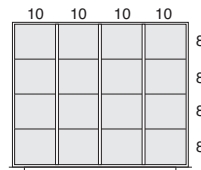
10 compartments
NFAE ___ 3630



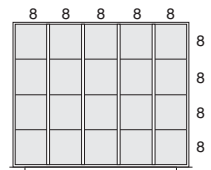
12 compartments
NF0L ___ 3630



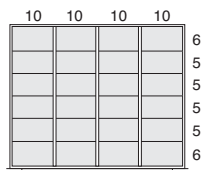
15 compartments
NFKK ___ 3630



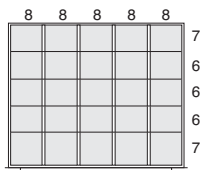
16 compartments
NF0P ___ 3630



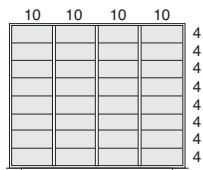
20 compartments
NF0K ___ 3630



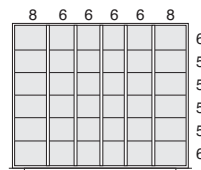
24 compartments
NF0E ___ 3630



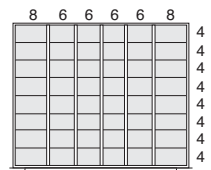
25 compartments
NF0G ___ 3630



32 compartments
NF0J ___ 3630



36 compartments
NF0H ___ 3630



48 compartments
NF0T ___ 3630

For the usable drawer height dimensions, drawer and housing heights, housing footprints and ordering guide see page 6.

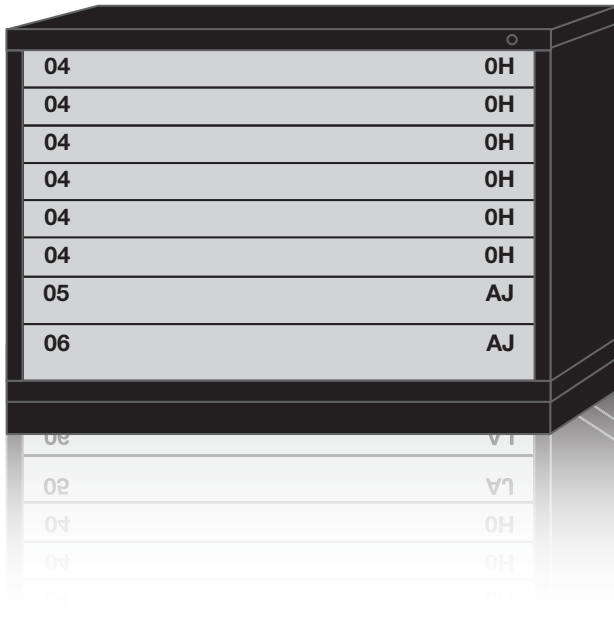
MIDC

Modular Drawer Cabinets

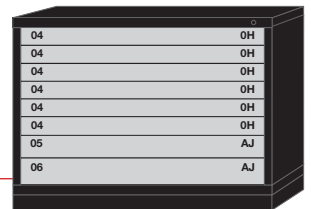
EXTRA WIDE CABINET - 44-3/8" WIDE BENCH HEIGHT - 33-1/4" H X 28-1/4" D

All Pre-Engineered Modular Drawer Cabinets on this page features a Fork Lift Base.

Drawer Number	04	05	06	07	08	09	10	11	12	13	14	15	16	17	18
Usable Height	2-1/4"	3"	3-7/8"	4-5/8"	5-3/8"	6-1/4"	7"	7-3/4"	8-1/2"	9-3/8"	10-1/8"	10-7/8"	11-3/4"	12-1/2"	13-1/4"
Side Height	1-7/8"		3"			4-3/8"			6-1/4"						
Front Height	3-1/16"	3-7/8"	4-5/8"	5-7/16"	6-3/16"	7"	7-3/4"	8-9/16"	9-3/8"	10-1/8"	10-7/8"	11-3/4"	12-1/2"	13-5/16"	14-1/16"



8 Drawers



8 drawers with
280 compartments

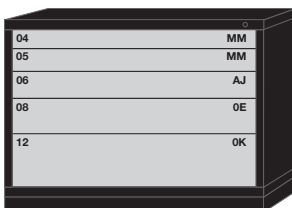


6 Drawers

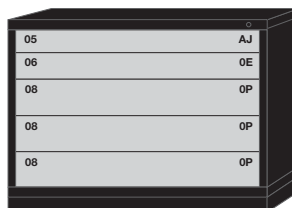

6 drawers with
204 compartments



5 Drawers



5 drawers with
156 compartments



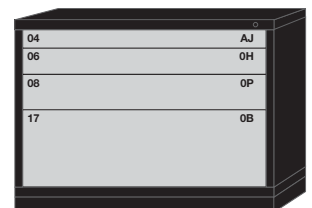
5 drawers with
104 compartments



4 Drawers



4 drawers with
92 compartments



4 drawers with
88 compartments



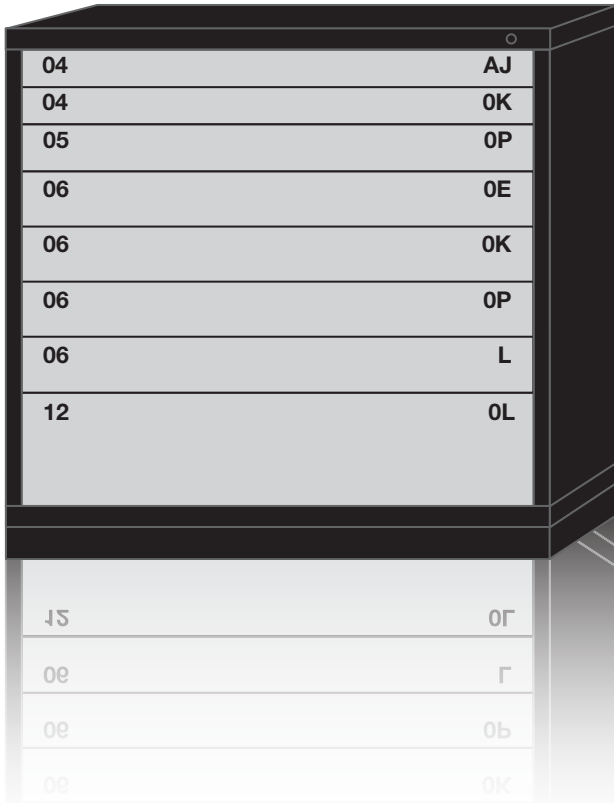


Modular Drawer Cabinets

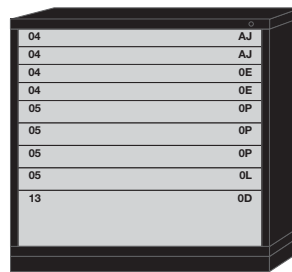
**EXTRA WIDE CABINET - 44-3/8" WIDE
COUNTER HEIGHT - 44-1/4" H X 28-1/4" D**

All Pre-Engineered Modular Drawer Cabinets on this page features a Fork Lift Base.

Drawer Number	04	05	06	07	08	09	10	11	12	13	14	15	16	17	18
Usable Height	2-1/4"	3"	3-7/8"	4-5/8"	5-3/8"	6-1/4"	7"	7-3/4"	8-1/2"	9-3/8"	10-1/8"	10-7/8"	11-3/4"	12-1/2"	13-1/4"
Side Height	1-7/8"		3"		4-3/8"			6-1/4"							
Front Height	3-1/16"	3-7/8"	4-5/8"	5-7/16"	6-3/16"	7"	7-3/4"	8-9/16"	9-3/8"	10-1/8"	10-7/8"	11-3/4"	12-1/2"	13-5/16"	14-1/16"



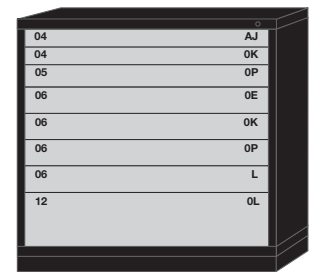
9 Drawers



9 drawers with 180 compartments

■ ■ ■ 494530000B ■ ■ ■

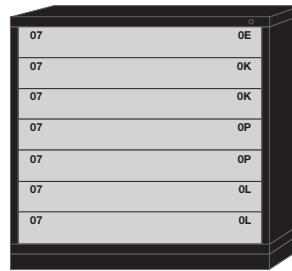
8 Drawers



8 drawers with 152 compartments

■ ■ ■ 4945301005 ■ ■ ■

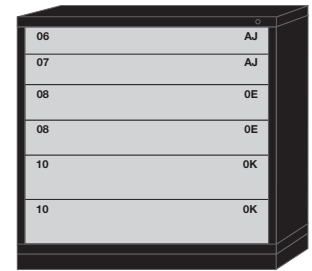
7 Drawers



7 drawers with 120 compartments

■ ■ ■ 4945301006 ■ ■ ■

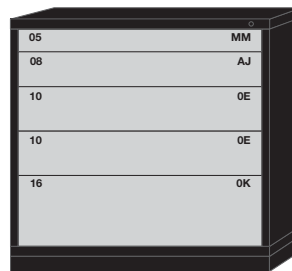
6 Drawers



6 drawers with 152 compartments

■ ■ ■ 494530000C ■ ■ ■

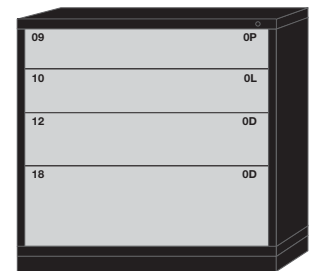
5 Drawers



5 drawers with 140 compartments

■ ■ ■ 4945301023 ■ ■ ■

4 Drawers



4 drawers with 44 compartments

■ ■ ■ 4945301009 ■ ■ ■




MIDC

Modular Drawer Cabinets

EXTRA WIDE CABINET - 44-3/8" WIDE EYE-LEVEL HEIGHT - 59-1/4" H X 28-1/4" D

All Pre-Engineered Modular Drawer Cabinets on this page features a Fork Lift Base.


12 Drawers



12 drawers with
224 compartments


6845301004

11 Drawers



11 drawers with
192 compartments


6845301019



11 drawers with
192 compartments

6845301006


10 Drawers



10 drawers with
180 compartments


684530000C

9 Drawers



9 drawers with
244 compartments


6845301012



9 drawers with
144 compartments

6845301011


8 Drawers



8 drawers with
104 compartments

6845301014


7 Drawers



7 drawers with
80 compartments

6845301015


6 Drawers



6 drawers with
64 compartments

6845301016

5 Drawers



5 drawers with
88 compartments

6845301017





LAYOUT KITS EXTRA WIDE WIDTH CABINET

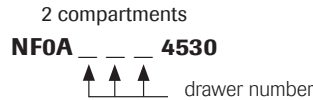
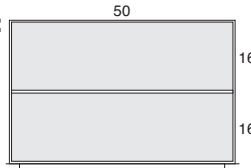
Modular Drawer Cabinets

How to Order:

Complete the part number with one of the following drawer numbers:

- 045** for 04 & 05
- 067** for 06 & 07
- 089** for 08 & 09
- 100** for 10+

Example:



The catalog number for the pre-engineered layout kit for a 04 and 05 drawer number with 2 compartments is:

NFOA0454530

Usable Height

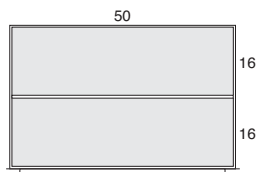
Use the chart below to identify "Usable Height" dimensions for the specific drawer numbers.

Drawer Number	04	05	06	07	08	09	10	11	12	13	14	15	16	17	18
Usable Height	2-1/4"	3"	3-7/8"	4-5/8"	5-3/8"	6-1/4"	7"	7-3/4"	8-1/2"	9-3/8"	10-1/8"	10-7/8"	11-3/4"	12-1/2"	13-1/4"
Side Height	1-7/8"		3"			4-3/8"			6-1/4"						
Front Height	3-1/16"	3-7/8"	4-5/8"	5-7/16"	6-3/16"	7"	7-3/4"	8-9/16"	9-3/8"	10-1/8"	10-7/8"	11-3/4"	12-1/2"	13-5/16"	14-1/16"

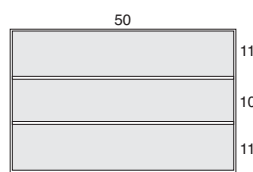
Compartment Size

The chart below identifies individual compartment sizes found in the layout kit illustrations.

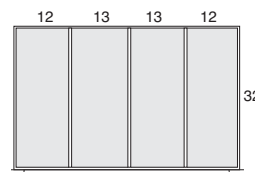
Compartment Size	3	4	5	6	7	8	9	10	11	12	13	14	15	16	17
Dimension	1-7/8"	2-11/16"	3-1/2"	4-1/4"	5-1/16"	5-7/8"	6-11/16"	7-1/2"	8-1/4"	9-1/16"	9-7/8"	10-11/16"	11-1/2"	12-1/4"	13-1/16"
Compartment Size	18	19	20	21	22	23	24	25	26	27	28	29	30	31	32
Dimension	13-7/8"	14-11/16"	15-1/2"	16-1/4"	17-1/16"	17-7/8"	18-11/16"	19-1/2"	20-1/4"	21-1/16"	21-7/8"	22-11/16"	23-7/16"	24-1/4"	25-1/16"



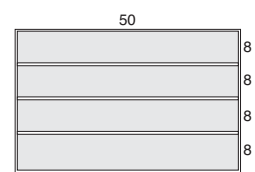
2 compartments
NFOA ___ **4530**



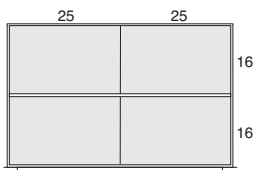
3 compartments
NFAB ___ **4530**



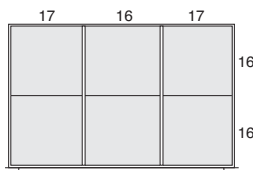
4 compartments
NFAC ___ **4530**




4 compartments
NFAP ___ **4530**



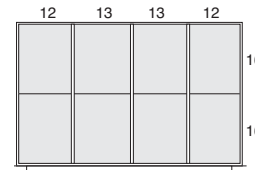
4 compartments
NFOB ___ **4530**



6 compartments
NFOM ___ **4530**

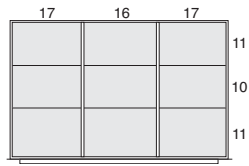


6 compartments
NFAN ___ **4530**

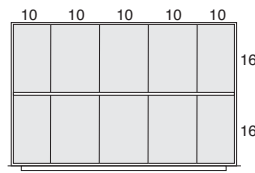


8 compartments
NFOD ___ **4530**

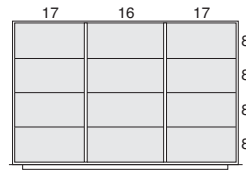
For the usable drawer height dimensions, drawer and housing heights, housing footprints and ordering guide see page 6.



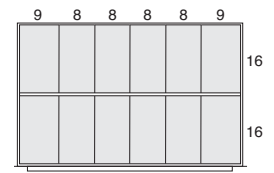
9 compartments
NFOC ___ 4530



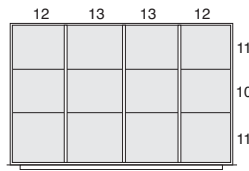
10 compartments
NFAE ___ 4530



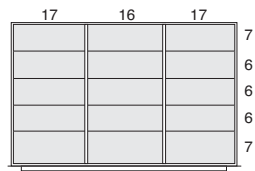
12 compartments
NFOL ___ 4530



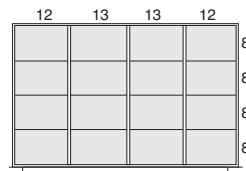
12 compartments
NFOR ___ 4530



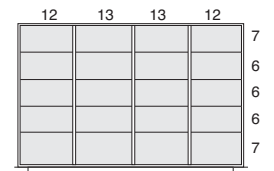
12 compartments
NFYY ___ 4530



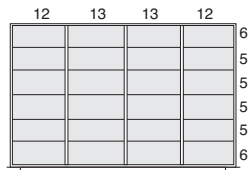
15 compartments
NFAG ___ 4530



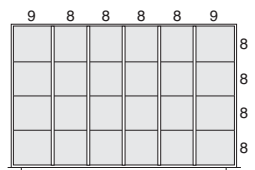
16 compartments
NFOP ___ 4530



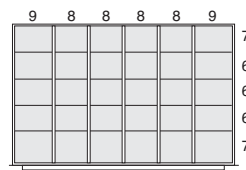
20 compartments
NFOK ___ 4530



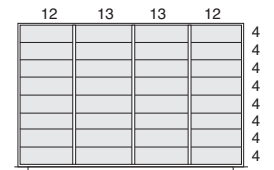
24 compartments
NFOE ___ 4530



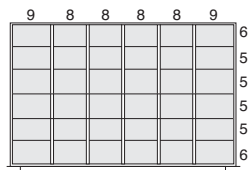
24 compartments
NFON ___ 4530




30 compartments
NFAF ___ 4530



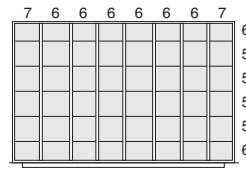
32 compartments
NFAJ ___ 4530



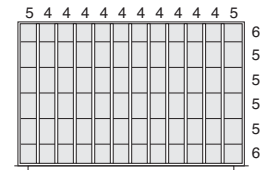
36 compartments
NFOH ___ 4530



40 compartments
NFMM ___ 4530



48 compartments
NFTT ___ 4530



72 compartments
NFAV ___ 4530

For the usable drawer height dimensions, drawer and housing heights, housing footprints and ordering guide see page 6.





Modular Drawer Cabinets

DOUBLE WIDE CABINET - 59-5/8" WIDE BENCH HEIGHT - 33-1/4" H X 28-1/4" D

All Pre-Engineered Modular Drawer Cabinets on this page features a Fork Lift Base.

Drawer Number	04	05	06	07	08	09	10	11	12	13	14	15	16	17	18
Usable Height	2-1/4"	3"	3-7/8"	4-5/8"	5-3/8"	6-1/4"	7"	7-3/4"	8-1/2"	9-3/8"	10-1/8"	10-7/8"	11-3/4"	12-1/2"	13-1/4"
Side Height	1-7/8"		3"		4-3/8"			6-1/4"							
Front Height	3-1/16"	3-7/8"	4-5/8"	5-7/16"	6-3/16"	7"	7-3/4"	8-9/16"	9-3/8"	10-1/8"	10-7/8"	11-3/4"	12-1/2"	13-5/16"	14-1/16"

6 Drawers



6 drawers with
284 compartments



5 Drawers



5 drawers with
224 compartments

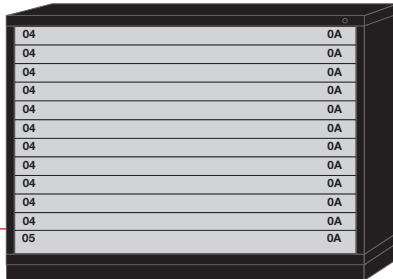


5 drawers with
220 compartments



DOUBLE WIDE CABINET - 59-5/8" WIDE COUNTER HEIGHT - 44-1/4" H X 28-1/4" D

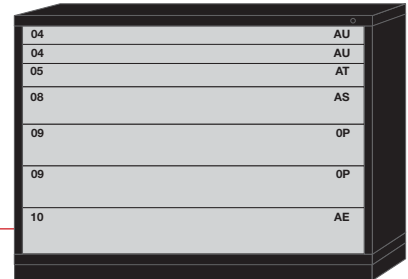
12 Drawers



12 drawers with
24 compartments




7 Drawers



7 drawers with
238 compartments



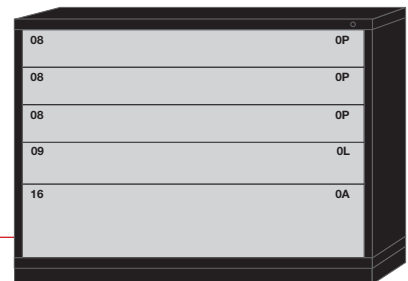
6 Drawers



6 drawers with
224 compartments



5 Drawers



5 drawers with
62 compartments




MIDC

Modular Drawer Cabinets

DOUBLE WIDE CABINET - 59-5/8" WIDE EYE-LEVEL HEIGHT - 59-1/4" H X 28-1/4" D

All Pre-Engineered Modular Drawer Cabinets on this page features a Fork Lift Base.

12 Drawers




12 drawers with
372 compartments
■ ■ ■ 6860301024 ■ ■

10 Drawers



10 drawers with
216 compartments
■ ■ ■ 6860301025 ■ ■

9 Drawers



9 drawers with
140 compartments
■ ■ ■ 6860301012 ■ ■

8 Drawers




8 drawers with
104 compartments
■ ■ ■ 6860301014 ■ ■

7 Drawers



7 drawers with
208 compartments
■ ■ ■ 6860301015 ■ ■

6 Drawers



6 drawers with
144 compartments
■ ■ ■ 6860301016 ■ ■

5 Drawers



5 drawers with
86 compartments
■ ■ ■ 6860301017 ■ ■



MIDC

Modular Drawer Cabinets

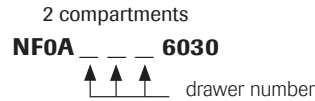
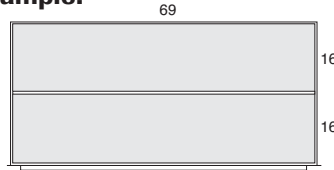
LAYOUT KITS DOUBLE WIDE WIDTH CABINET

How to Order:

Complete the part number with one of the following drawer numbers:

- 045** for 04 & 05
- 067** for 06 & 07
- 089** for 08 & 09
- 100** for 10+

Example:



The catalog number for the pre-engineered layout kit for a 04 and 05 drawer number with 2 compartments is:

NFOA0456030

Usable Height




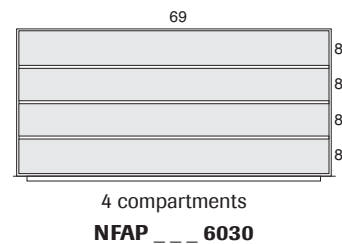
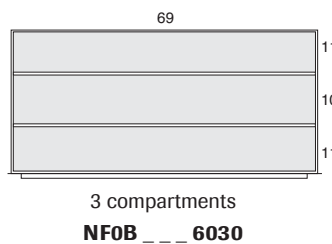

Use the chart below to identify "Usable Height" dimensions for the specific drawer numbers.

Drawer Number	04	05	06	07	08	09	10	11	12	13	14	15	16	17	18
Usable Height	2-1/4"	3"	3-7/8"	4-5/8"	5-3/8"	6-1/4"	7"	7-3/4"	8-1/2"	9-3/8"	10-1/8"	10-7/8"	11-3/4"	12-1/2"	13-1/4"
Side Height	1-7/8"		3"			4-3/8"			6-1/4"						
Front Height	3-1/16"	3-7/8"	4-5/8"	5-7/16"	6-3/16"	7"	7-3/4"	8-9/16"	9-3/8"	10-1/8"	10-7/8"	11-3/4"	12-1/2"	13-5/16"	14-1/16"

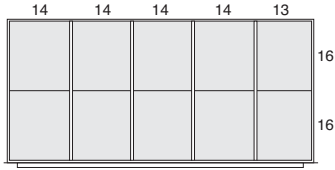
Compartment Size

The chart below identifies individual compartment sizes found in the layout kit illustrations.

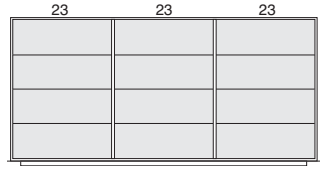
Compartment Size	3	4	5	6	7	8	9	10	11	12	13	14	15	16	17
Dimension	1-7/8"	2-11/16"	3-1/2"	4-1/4"	5-1/16"	5-7/8"	6-11/16"	7-1/2"	8-1/4"	9-1/16"	9-7/8"	10-11/16"	11-1/2"	12-1/4"	13-1/16"
Compartment Size	18	19	20	21	22	23	24	25	26	27	28	29	30	31	32
Dimension	13-7/8"	14-11/16"	15-1/2"	16-1/4"	17-1/16"	17-7/8"	18-11/16"	19-1/2"	20-1/4"	21-1/16"	21-7/8"	22-11/16"	23-7/16"	24-1/4"	25-1/16"



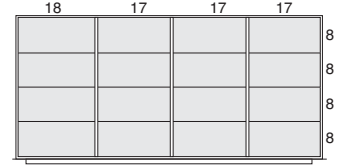
For the usable drawer height dimensions, drawer and housing heights, housing footprints and ordering guide see page 6.



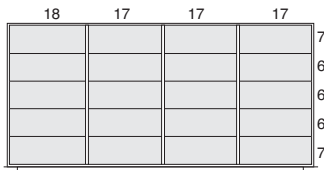
10 compartments
NFAE ___ 6030



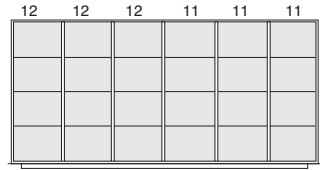
12 compartments
NFOL ___ 6030



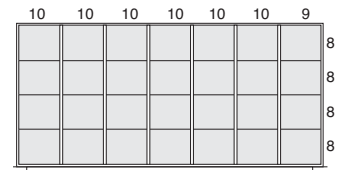
16 compartments
NFOP ___ 6030



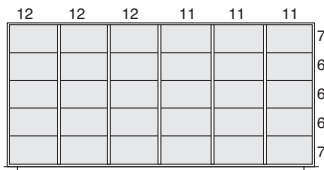
20 compartments
NFOK ___ 6030



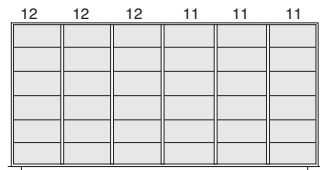
24 compartments
NFOE ___ 6030



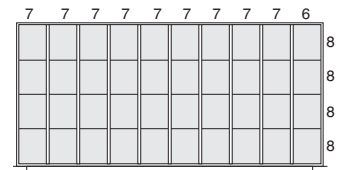
28 compartments
NFAR ___ 6030



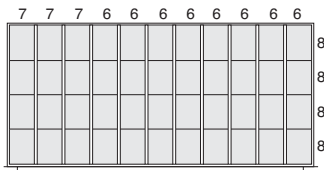
30 compartments
NFAF ___ 6030



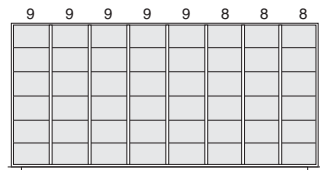
36 compartments
NFOH ___ 6030



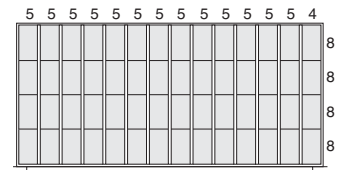
40 compartments
NFAS ___ 6030



44 compartments
NFAT ___ 6030



48 compartments
NFTT ___ 6030



56 compartments
NFAU ___ 6030

For the usable drawer height dimensions, drawer and housing heights, housing footprints and ordering guide see page 6.

OVERHEAD UNITS

- Provides additional bulk storage above cabinets
- Flat bottom attaches directly to cabinet top below (Fasteners are included. No drilling)
- Shipped pre-assembled to lower cabinet when ordered together

STEP 1

Choose Overhead Unit size and configuration.

STEP 2

Next specify the housing and drawer colors from the 49 cabinet/drawer-door color combinations below by adding a prefix to the part number.

A	B	D	H	J	K	P
Ash	Wedgewood Blue	Dove Gray	Red Baron	Hunter Green	Vulcan Black	Putty

- 2a. Enter the **LETTER** designation for the **HOUSING** color
 2b. Enter the **LETTER** designation for the **DRAWER** color

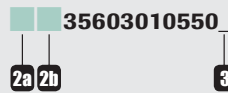
STEP 3

Determine locking system. Use either; **N** for No locking system, **L** for standard locking system or **1** for keyed alike when ordered with lower cabinet. Add the locking system digit as a suffix to the part number.

EXAMPLE

The part number for the overhead unit shown is a double unit, 59-5/8" wide in dove gray, multiple drawer access, standard locking system:

DD35603010550L



	Slender (22-13/16" Wide)	Standard (30" Wide)	Medium (36-3/8" Wide)	Extra (44-3/8" Wide)	Double (59-5/8" Wide)
24-7/8" Height	Base shelf and 1 adjustable shelf without base channels ■■■ N27223010500N	Base shelf and 1 adjustable shelf without base channels ■■■ N27303010500N	Base shelf and 1 adjustable shelf without base channels ■■■ N27363010500N	Base shelf and 1 adjustable shelf without base channels ■■■ N27453010500N	Base shelf and 1 adjustable shelf without base channels ■■■ N27603010500N
	Base shelf and 1 adjustable shelf behind 1 lockable swing door without base channels ■■■ N27223010550_	Base shelf and 1 adjustable shelf behind 1 lockable swing door without base channels ■■■ N27303010550_	Base shelf and 1 adjustable shelf behind 1 lockable swing door without base channels ■■■ N27363010550_	Base shelf and 1 adjustable shelf behind 2 lockable swing doors without base channels ■■■ N27453010550_	Base shelf and 1 adjustable shelf behind 2 lockable swing doors without base channels ■■■ N27603010550_
28" Height	Base shelf and 1 adjustable shelf without base channels ■■■ N31223010500N	Base shelf and 1 adjustable shelf without base channels ■■■ N31303010500N	Base shelf and 1 adjustable shelf without base channels ■■■ N31363010500N	Base shelf and 1 adjustable shelf without base channels ■■■ N31453010500N	Base shelf and 1 adjustable shelf without base channels ■■■ N31603010500N
	Base shelf and 1 adjustable shelf behind 1 lockable swing door without base channels ■■■ N31223010550_	Base shelf and 1 adjustable shelf behind 1 lockable swing door without base channels ■■■ N31303010550_	Base shelf and 1 adjustable shelf behind 1 lockable swing door without base channels ■■■ N31363010550_	Base shelf and 1 adjustable shelf behind 2 lockable swing doors without base channels ■■■ N31453010550_	Base shelf and 1 adjustable shelf behind 2 lockable swing doors without base channels ■■■ N31603010550_
31-1/8" Height	Base shelf and 1 adjustable shelf without base channels ■■■ N35223010500N	Base shelf and 1 adjustable shelf without base channels ■■■ N35303010500N	Base shelf and 1 adjustable shelf without base channels ■■■ N35363010500N	Base shelf and 1 adjustable shelf without base channels ■■■ N35453010500N	Base shelf and 1 adjustable shelf without base channels ■■■ N35603010500N
	Base shelf and 1 adjustable shelf behind 1 lockable swing door without base channels ■■■ N35223010550_	Base shelf and 1 adjustable shelf behind 1 lockable swing door without base channels ■■■ N35303010550_	Base shelf and 1 adjustable shelf behind 1 lockable swing door without base channels ■■■ N35363010550_	Base shelf and 1 adjustable shelf behind 2 lockable swing doors without base channels ■■■ N35453010550_	Base shelf and 1 adjustable shelf behind 2 lockable swing doors without base channels ■■■ N35603010550_

Note: Overhead cabinet width must match width of lower cabinet; exception, double overhead cabinets at 59-5/8" wide can be assembled over two (2) standard cabinets which are 30" wide, keep in mind this installation will produce a 3/8" gap on either side of the overhead unit. Field installation only.



SHELF UNITS WITH DOORS

Each unit consists of a base shelf and an adjustable shelf behind a lockable swing door.

Slender, Standard, and Medium units include one lockable swing door.

Extra and Double units include one lockable swing door and one swing door.

- Specify color (add the two (2) letter digit as a prefix to the part number from the color options below)
- Determine locking system. Use either; N for No locking system, L for standard locking system. Add the locking system digit as a suffix to the part number

AA	BB	DD	HH	JJ	KK	PP
Ash	Wedgewood Blue	Dove Gray	Red Baron	Hunter Green	Vulcan Black	Putty



	Slender 22-13/16" Wide	Standard 30" Wide	Medium 36-3/8" Wide	Extra 44-3/8" Wide	Double 59-5/8" Wide
Desk - 26-7/8" High	■ ■ ■ N27223010020_	■ ■ ■ N27303010020_	■ ■ ■ N27363010020_	■ ■ ■ N27453010020_	■ ■ ■ N27603010020_
Table - 30-1/8" High	■ ■ ■ N31223010070_	■ ■ ■ N31303010070_	■ ■ ■ N31363010070_	■ ■ ■ N31453010070_	■ ■ ■ N31603010070_
Bench - 33-1/4" High	■ ■ ■ N35223010060_	■ ■ ■ N35303010060_	■ ■ ■ N35363010060_	■ ■ ■ N35453010060_	■ ■ ■ N35603010060_
Mid-Range - 37-3/16" High	■ ■ ■ N40223010080_	■ ■ ■ N40303010080_	■ ■ ■ N40363010080_	■ ■ ■ N40453010080_	■ ■ ■ N40603010080_
Counter - 44-1/4" High	■ ■ ■ N49223010210_	■ ■ ■ N49303010210_	■ ■ ■ N49363010210_	■ ■ ■ N49453010210_	■ ■ ■ N49603010210_
Eye-Level - 59-1/4" High	■ ■ ■ N68223010220_	■ ■ ■ N68303010220_	■ ■ ■ N68363010220_	■ ■ ■ N68453010220_	■ ■ ■ N68603010220_

SHELF UNITS

Each unit comes with a base shelf and an adjustable shelf.

- Specify color (add the two (2) letter digit as a prefix to the part number from the color options below)

AA	BB	DD	HH	JJ	KK	PP
Ash	Wedgewood Blue	Dove Gray	Red Baron	Hunter Green	Vulcan Black	Putty



Slender 22-13/16" Wide	Standard 30" Wide	Medium 36-3/8" Wide	Extra 44-3/8" Wide	Double 59-5/8" Wide
----------------------------------	-----------------------------	-------------------------------	------------------------------	-------------------------------

Desk - 26-7/8" High	■ ■ ■ N27223010030N	■ ■ ■ N27303010030N	■ ■ ■ N27363010030N	■ ■ ■ N27453010030N	■ ■ ■ N27603010030N
Table - 30-1/8" High	■ ■ ■ N31223010080N	■ ■ ■ N31303010080N	■ ■ ■ N31363010080N	■ ■ ■ N31453010080N	■ ■ ■ N31603010080N
Bench - 33-1/4" High	■ ■ ■ N35223010130N	■ ■ ■ N35303010130N	■ ■ ■ N35363010130N	■ ■ ■ N35453010130N	■ ■ ■ N35603010130N
Mid-Range - 37-3/16" High	■ ■ ■ N40223010090N	■ ■ ■ N40303010090N	■ ■ ■ N40363010090N	■ ■ ■ N40453010090N	■ ■ ■ N40603010090N
Counter - 44-1/4" High	■ ■ ■ N49223010220N	■ ■ ■ N49303010220N	■ ■ ■ N49363010220N	■ ■ ■ N49453010220N	■ ■ ■ N49603010220N
Eye-Level - 59-1/4" High	■ ■ ■ N68223010230N	■ ■ ■ N68303010230N	■ ■ ■ N68363010230N	■ ■ ■ N68453010230N	■ ■ ■ N68603010230N



HOUSING SELECTION

To build a custom designed Modular Drawer Cabinet the development of a housing item number and drawer items numbers are necessary. The next four pages will guide you through this process.

HOUSING

When developing a housing item number, the number must contain the following in order; color, drawer access, cabinet height, cabinet width, cabinet depth, housing options, and locking system.

Note: For a complete housing item number it must consist of 14 digits.



STEP 1 - COLOR

Determine the housing color from the color selection to the right. Begin the item number development with the two digits from the selected color.

Example - DD _____



STEP 2 - DRAWER ACCESS

Determine drawer access from the selection to the right. Continue with the item number development by using either; S for Single Drawer Access, M for Multiple Drawer Access, or N for neither.

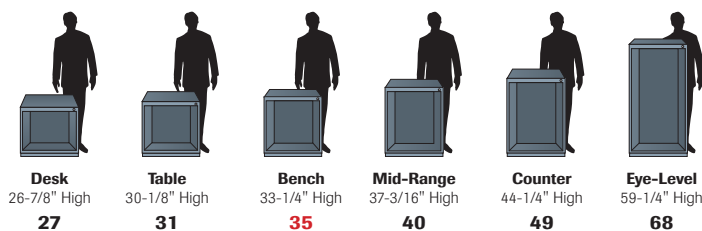
Example - DDM _____

<p>Single Drawer Access Automatically locks unopened drawers when one drawer is pulled out. Single Drawer Access requires proper anchoring/connecting. Hardware for anchoring/connecting is furnished in each cabinet</p>	<p>Multiple Drawer Access Provides access to multiple drawers, and is an economical alternative, but requires proper anchoring/connecting. Hardware for anchoring/connecting is furnished in each cabinet</p>
--	--

STEP 3 - CABINET HEIGHT

Determine the cabinet height from the selection to the right. Add this selection to the developing item number.


Example - DDM35 _____



STEP 4 - CABINET WIDTH

Determine the cabinet width from the selection to the right. Add this selection to the developing item number.

Example - DDM3530 _ _ _ _ _



STEP 5 - CABINET DEPTH

Include cabinet depth in the developing item number by adding 30. All cabinets are 28-1/4" deep.


Example - DDM353030 _ _ _ _ _



STEP 6 - CABINET BASE

Determine base requirement. Use either a B to include a base at the bottom of the cabinet or a N for no base. Note: always choose a base except for mobile or overhead units.


Example - DDM353030B _ _ _ _ _



STEP 7 - CABINET STACKING HOLES

Contact Lyon customer service if stacking holes are needed. If holes are not necessary, use N, for no stacking holes.

Example - DDM353030BN _ _ _ _ _



STEP 8 - CABINET HOUSING REINFORCEMENT

Contact Lyon customer service if housing reinforcements are needed. If reinforcements are not necessary, use N, for no housing reinforcement.

Example - DDM353030BNN _ _

STEP 9 - CABINET DOORS

Contact Lyon customer service if a cabinet door is needed. If a door is not necessary, use N, for no cabinet door.

Example - DDM353030BNNN _

STEP 10 - CABINET LOCK

Use either; N for No lock, L for standard lock, or 1 for keyed alike.

Example - DDM353030BNNNL

Note: For a complete housing item number it must consist of 14 digits comparable to the example above.



DRAWER SELECTION

DRAWER

When developing a drawer item number, the number must contain the following in order; color, drawer access, drawer height, drawer width, drawer depth, latch-in/latch-out, locking system, and layout kits.

Note: For a complete drawer item number it must consist of 14 digits

DRAWERS IN HOUSING

When submitting an order for a custom Modular Drawer Cabinet, item numbers for drawers must be arranged from the top down.



STEP 1 - COLOR

Determine the drawer color from the color selection to the right. Begin the item number development with the two digits from the selected color.

Example - DD _____



STEP 2 - DRAWER ACCESS

Continue with the item number development by using the same drawer access digit that was selected in the housing selection phase.

Example - DDM _____

Single Drawer Access

Automatically locks unopened drawers when one drawer is pulled out. Single Drawer Access requires proper anchoring/connecting. Hardware for anchoring/connecting is furnished in each cabinet

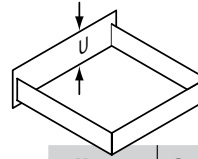
Multiple Drawer Access

Provides access to multiple drawers, and is an economical alternative, but requires proper anchoring/connecting. Hardware for anchoring/connecting is furnished in each cabinet

STEP 3 - DRAWER HEIGHT

Determine the drawer height from the selection to the right. Decide the drawer height by measuring the height of the products being stored. Add this selection to the developing item number. *Note: The total of the drawer numbers must add up to the housing number.*

Example - DDM05 _____



STEP 4 - DRAWER WIDTH

Include the same drawer width digits in the item number that were selected in the housing selection.

Example - DDM0530 _____

USABLE HEIGHT "U"	CAT. NO. SLENDER WIDTH	CAT. NO. STANDARD WIDTH	CAT. NO. MEDIUM WIDTH	CAT. NO. EXTRA WIDTH	CAT. NO. DOUBLE WIDTH
2-1/4"	0422	0430	0436	0445	0460
3"	0522	0530	0536	0545	0560
3-7/8"	0622	0630	0636	0645	0660
4-5/8"	0722	0730	0736	0745	0760
5-3/8"	0822	0830	0836	0845	0860
6-1/4"	0922	0930	0936	0945	0960
7"	1022	1030	1036	1045	1060
7-3/4"	1122	1130	1136	1145	1160
8-1/2"	1222	1230	1236	1245	1260
9-3/8"	1322	1330	1336	1345	1360
10-1/8"	1422	1430	1436	1445	1460
10-7/8"	1522	1530	1536	1545	1560
11-3/4"	1622	1630	1636	1645	1660
12-1/2"	1722	1730	1736	1745	1760
13-1/4"	1822	1830	1836	1845	1860

STEP 5 - DRAWER DEPTH

Include drawer depth in the developing item number by adding 30. All drawers are 28-1/4" deep.

Example - DDM053030 _____

STEP 6 - LATCH-IN/LATCH-OUT

Determine if a Latch-in/Latch-out mechanism is desired. Use either; **N** for No, and **L** for Yes.

Example - DDM053030N _____

STEP 7 - INDIVIDUAL DRAWER LOCKS

Determine locking system. Use either; **N** for No locking system, **L** for standard locking system, or **1** for keyed alike.

Example - DDM053030NN _____



Lath-in/latch-out

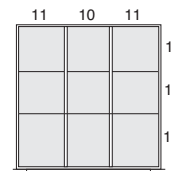
- Secures drawers in fully-closed position until latch is released
- Allows drawers to remain fully-opened until latch is released

STEP 8 - LAYOUT KIT

Determine if a layout kit is desired. If no layout kit is needed, use **00** for No. If a layout kit is desired, choose from layout kits on pages 16-17, 23, 26, 30-31, 34-35. Add the digits from the selected layout kit.

Example - DDM053030NN0C _____

Standard Width Layout Kit - page 16
9 compartments - **0C**



STEP 9 - LAYOUT KIT INSTALLED

Select the layout kit installation. Use either; **I** for Installed Kit, **K** for Kitted Kits, or **0** for No Kits.

Example - DDM053030NN0CI

Note: For a complete drawer item number it must consist of 14 digits comparable to the example above.



Layout Kit Installed

HOUSING OPTIONS



Mobile Base and Handle

- Includes two (2) fixed and two (2) swivel casters. Swivel casters feature a foot activated brake. Polyolefin caster tread does not mar floors
- Includes handle and all fastening hardware
- Installs without drilling
- Not recommended for housings taller than Mid-Range (37-3/16" High)
- Specify color (add the two (2) letter digit as a prefix from step 1 on page 40)

Cat. No.*	Diameter/ Capacity	Housing Height Increase
■ ■ 240512**	5" @ 650 lbs. ea	4-1/2"
■ ■ 240512S†	5" @ 650 lbs. ea	4-1/2"
■ ■ 240603**	6" @ 700 lbs. ea	5"
■ ■ 240603S†	6" @ 700 lbs. ea	5"

** Must also specify the deduct forklift base
† Supplied with all swivel casters



Roll-Out Shelf

- Typical drawer suspension with 100% extension
- 2" lowered front edge with typical drawer handle
- Supports evenly distributed loads of 400 lbs.
- Adjustable on 3/4" vertical centers
- 25-1/2" d with 1-3/4" raised edges on back and sides. (Equivalent to 05 size drawer, see page 6. The total of the drawer numbers must add up to the housing number.)

Cat. No.*	Housing	Drawer Width
■ ■ _RS2230NN00_	Slender	18-5/16"
■ ■ _RS3030NN00_	Standard	25-1/2"
■ ■ _RS3630NN00_	Medium	31-7/8"
■ ■ _RS4530NN00_	Extra	39-7/8"
■ ■ _RS6030NN00_	Double	55-1/16"

- Specify color (add the two (2) letter digit as a prefix from step 1 on page 40)
- Specify Locking system to match housing (add S, M, or N as indicated from step 2 on page 40 as a second digit to the part number).
- Field or factory installed, add an I for Installed or a K for Kitted to the suffix of the part number



Steel Retainer Top with Vinyl Mat

- Heavy-gauge steel top 28-1/4"d, with 3/4" raised edges on all four sides. Flush with all edges of cabinet.
- Includes black duraflex vinyl mat
- Can be field installed (no drilling—fasteners supplied)
- Field or factory installed, add an I for Installed or a K for Kitted to the suffix of the part number
- Specify color (add the two (2) letter digit as a prefix from step 1 on page 40)

Cat. No.*	Housing	Top Size
■ ■ NRT2230NN00_	Slender	22-13/16"w
■ ■ NRT3030NN00_	Standard	30"w
■ ■ NRT3630NN00_	Medium	36-3/8"w
■ ■ NRT4530NN00_	Extra	44-3/8"w
■ ■ NRT6030NN00_	Double	59-5/8"w

*Order entry note: List the part number of option(s) chosen directly below the housing part numbers.

Accessories are available for both pre-engineered and custom design modular drawer cabinets



Laminated Hardwood Top

- Kiln-dried hard maple, birch or beech grade selects and better.
- 1-3/4" thick, 28" deep with 3/16" rounded edges
- Flush to housing sides
- Finished with a two-coat moisture resistant sealer
- Field or factory installed, add an I for Installed or a K for Kitted to the suffix of the part number

Cat. No.*	Housing	Top Size
NFNHT2230NN00_	Slender	22-13/16"w
NFNHT3030NN00_	Standard	30"w
NFNHT3630NN00_	Medium	36-3/8"w
NFNHT4530NN00_	Extra	44-3/8"w
NFNHT6030NN00_	Double	59-5/8"w



External Lock Bar


- Secures all drawers with hinged bar (*padlock not included*)
- Ideal for mobile applications or use in high-risk locations
- Specify color (*add the two (2) letter digit as a prefix from step 1 on page 40*)

Cat. No.*	Housing
■ ■ 240ELB270	Desk
■ ■ 240ELB310	Table
■ ■ 240ELB350	Bench
■ ■ 240ELB400	Mid-Range
■ ■ 240ELB490	Counter
■ ■ 240ELB680	Eye-Level



Deduct Forklift Base

- Removes forklift channels and closure strips from housing
- Decreases overall height of housing by 2-1/8"
- Cost effective option when using casters
- Cost effective option when stacking cabinets
- Can still be anchored without drilling holes
- Factory removed only



Cabinet Stacking Holes

(Only required if stacked cabinet features Forklift Base)

- Pierced slots in cabinet top pan
- Factory installed only
- Fasteners supplied with cabinet

*Order entry note: List the part number of option(s) chosen directly below the housing part numbers.

HOUSING OPTIONS



Bottom Shelf

- Supports an evenly distributed load
- 25"d with 1" raised edges on back and both sides
- Field or factory installed, add an I for Installed or a K for Kitted to the suffix of the part number
- Specify color (add the two (2) letter digit as a prefix from step 1 on page 40)

Cat. No.*	Housing	Shelf Width	Capacity
■ ■ NFB2230NN00_	Slender	22-5/16"	400 lbs.
■ ■ NFB3030NN00_	Standard	28-1/2"	400 lbs.
■ ■ NFB3630NN00_	Medium	34-7/8"	400 lbs.
■ ■ NFB4530NN00_	Extra	42-7/8"	800 lbs.
■ ■ NFB6030NN00_	Double	58-1/8"	800 lbs.



Adjustable Shelf

- Supports an evenly distributed load
- Adjustable on 3/4" vertical centers
- 25"d with 1" raised edges on back and both sides
- 1-1/2" lowered front edge
- Field or factory installed, add an I for Installed or a K for Kitted to the suffix of the part number
- Specify color (add the two (2) letter digit as a prefix from step 1 on page 40)

Cat. No.*	Housing	Shelf Width
400 lbs.		
■ ■ NAS2230NN00_	Slender	22-5/16"
■ ■ NAS3030NN00_	Standard	28-1/2"
■ ■ NAS3630NN00_	Medium	34-7/8"
■ ■ NAS4530NN00_	Extra	42-7/8"
■ ■ NAS6030NN00_	Double	58-1/8"
800 lbs.		
■ ■ NHS2230NN00_	Slender	22-5/16"
■ ■ NHS3030NN00_	Standard	28-1/2"
■ ■ NHS3630NN00_	Medium	34-7/8"
■ ■ NHS4530NN00_	Extra	42-7/8"
■ ■ NHS6030NN00_	Double	58-1/8"



Shelf Dividers

- 24"d with formed front edge to conform to shelf
- Magnetic base flange to hold firmly in place
- Infinite adjustment along length of shelf
- Can be screwed in place
- Can be used on Bottom Shelf
- Specify color (add the two (2) letter digit as a prefix from step 1 on page 40)

Cat. No.*	Description
■ ■ 240DIV09	Shelf Divider, 9"h
■ ■ 240DIV12	Shelf Divider, 12"h

*Order entry note: List the part number of option(s) chosen directly below the housing part numbers.

Accessories are available for both pre-engineered and custom design modular drawer cabinets

Flush Swing Doors

- Doors open 180° on full height continuous hinge
- Two point keyed locking system
- Magnetic door stops included
- Black, plastic easy-access handle
- Not compatible over drawers or over roll-out shelves
- Housing not included
- *Specify color (add the two (2) letter digit as a prefix from step 1 on page 40)*
- Field or factory installed, add an I for Installed or a K for Kitted to the suffix of the part number



Single Door



Double Door

Housing	Housing Width				
	Single, Flush Swing Door			Double, Flush Swing Door	
	Cat. No.* Slender	Cat. No.* Standard	Cat. No.* Medium	Cat. No.* Extra	Cat. No.* Double
Desk	■ ■ N2722SLBL00_	■ ■ N2730SLBL00_	■ ■ N2736SLBL00_	■ ■ N2745DLBL00_	■ ■ N2760DLBL00_
Table	■ ■ N3122SLBL00_	■ ■ N3130SLBL00_	■ ■ N3136SLBL00_	■ ■ N3145DLBL00_	■ ■ N3160DLBL00_
Bench	■ ■ N3522SLBL00_	■ ■ N3530SLBL00_	■ ■ N3536SLBL00_	■ ■ N3545DLBL00_	■ ■ N3560DLBL00_
Mid-Range	■ ■ N4022SLBL00_	■ ■ N4030SLBL00_	■ ■ N4036SLBL00_	■ ■ N4045DLBL00_	■ ■ N4060DLBL00_
Counter	■ ■ N4922SLBL00_	■ ■ N4930SLBL00_	■ ■ N4936SLBL00_	■ ■ N4945DLBL00_	■ ■ N4960DLBL00_
Eye-Level	■ ■ N6822SLBL00_	■ ■ N6830SLBL00_	■ ■ N6836SLBL00_	■ ■ N6845DLBL00_	■ ■ N6860DLBL00_

*Order entry note: List the part number of option(s) chosen directly below the housing part numbers.

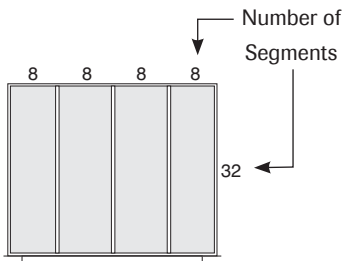
Accessories are available for both pre-engineered and custom design modular drawer cabinets



DRAWER OPTIONS

Partitions

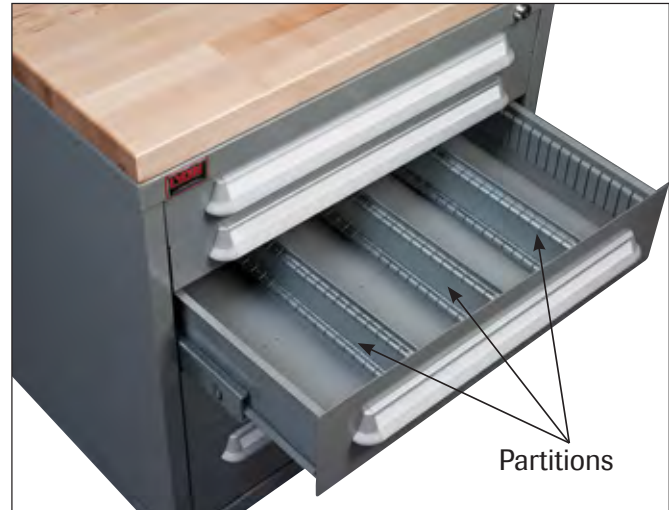
- Used to divide drawer side-to-side
- Slots (*segments*) on drawer walls allow for base flanged partitions to securely fit in place to the drawer bottom
- Galvanized finish



Sample Layout for 07 Drawer

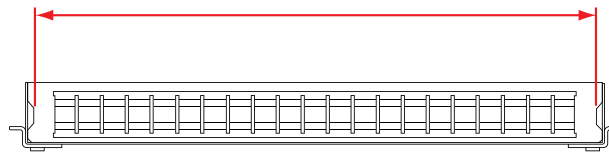
Partitions = (3)

NFAC ___ 3030

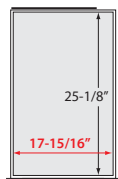


Divide a drawer into four compartments by adding three partitions.

Usable Dimensions Between Drawer Ribs

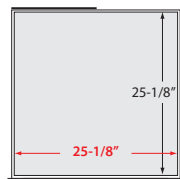


3.1 FT²



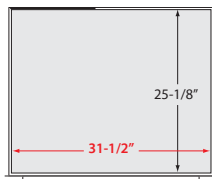
Slender

4.4 FT²



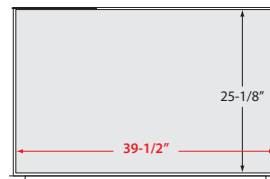
Standard

5.5 FT²



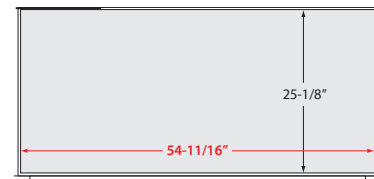
Medium

6.9 FT²



Extra

9.5 FT²



Double

Note: All drawer sizes are designed to carry an evenly distributed load of 400 lbs. In some cases, partitions (screwed in place) are necessary to properly support the bottom of drawer. It is recommended to have one (1) partition in extra and double width drawers.



Drawer Depth	Total Number of Segments Front-to-Back	Compartment Depth (Clear)
All	32	25-1/8"

Drawer Width	Total Number of Segments Side-to-Side	Compartment Width (Clear)
Slender	23	17-15/16"
Standard	32	25-1/8"
Medium	40	31-1/2"
Extra	50	39-1/2"
Double	69	54-11/16"

Drawer Width	Number of Segments	Approximate Length	Cat. No. Fits 04 & 05 Drawers (1-7/8"h)	Cat. No. Fits 06 & 07 Drawers (2-13/16"h)	Cat. No. Fits 08 & 09 Drawers (4-1/2"h)	Cat. No. Fits 10 - 18 Drawers (5-13/16"h)
Slender	23	18-1/4"	NF045P22WK	NF067P22WK	NF089P22WK	NF100P22WK
Standard*	32	25-7/16"	NF045P30WK	NF067P30WK	NF089P30WK	NF100P30WK
Medium	40	31-3/4"	NF045P36WK	NF067P36WK	NF089P36WK	NF100P36WK
Extra	50	39-3/4"	NF045P45WK	NF067P45WK	NF089P45WK	NF100P45WK
Double	69	54-15/16"	NF045P60WK	NF067P60WK	NF089P60WK	NF100P60WK

*Use a standard size partition when partitions run from front to back.

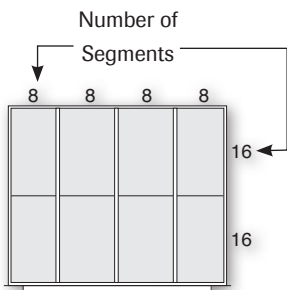
Accessories are available for both pre-engineered and custom design modular drawer cabinets



DRAWER OPTIONS

Dividers

- Used with partitions to further subdivide drawer
- Slots (*segments*) in drawer walls and on partitions allow for dividers to securely fit in place
- Dividers larger than 14 segments feature a base flange to secure it to the drawer bottom with screws supplied
- Galvanized finish

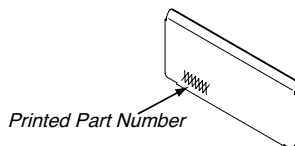


Divide a drawer into eight compartments by adding four dividers to three partitions.

Sample Layout for 07 Drawer

Dividers = (4)

NFHH _ _ _ 3030



Drawer Depth	Total Number of Segments Front-to-Back	Compartment Depth (Clear)
All	32	25-1/8"

Drawer Width	Total Number of Segments Side-to-Side	Compartment Width (Clear)
Slender	23	17-15/16"
Standard	32	25-1/8"
Medium	40	31-1/2"
Extra	50	39-1/2"
Double	69	54-11/16"

Accessories are available for both pre-engineered and custom design modular drawer cabinets



Number of Segments	Approximate Length	Compartment Width (Clear)	Cat. No.	Cat. No.	Cat. No.	Cat. No.
			Fits 04 & 05 Drawers (1-7/8" h)	Fits 06 & 07 Drawers (2-13/16" h)	Fits 08 & 09 Drawers (4-1/2" h)	Fits 10 - 18 Drawers (5-13/16" h)
3	2-1/4"	1-7/8"	NF045D03K	NF067D03K	NF089D03K	NF100D03K
4	3-1/16"	2-3/4"	NF045D04K	NF067D04K	NF089D04K	NF100D04K
5	3-7/8"	3-1/2"	NF045D05K	NF067D05K	NF089D05K	NF100D05K
6	4-5/8"	4-1/4"	NF045D06K	NF067D06K	NF089D06K	NF100D06K
7	5-7/16"	5-1/8"	NF045D07K	NF067D07K	NF089D07K	NF100D07K
8	6-1/4"	5-7/8"	NF045D08K	NF067D08K	NF089D08K	NF100D08K
9	7-1/16"	6-3/4"	NF045D09K	NF067D09K	NF089D09K	NF100D09K
10	7-7/8"	7-1/4"	NF045D10K	NF067D10K	NF089D10K	NF100D10K
11	8-5/8"	8-1/4"	NF045D11K	NF067D11K	NF089D11K	NF100D11K
12	9-7/8"	9-1/2"	NF045D12K	NF067D12K	NF089D12K	NF100D12K
13	10-1/4"	9-7/8"	NF045D13K	NF067D13K	NF089D13K	NF100D13K
14	11-1/8"	10-3/4"	NF045D14K	NF067D14K	NF089D14K	NF100D14K
15	11-7/8"	11-1/2"	NF045D15K	NF067D15K	NF089D15K	NF100D15K
16	12-5/8"	12-1/4"	NF045D16K	NF067D16K	NF089D16K	NF100D16K
17	13-7/16"	13-1/8"	NF045D17K	NF067D17K	NF089D17K	NF100D17K
18	14-1/4"	13-7/8"	NF045D18K	NF067D18K	NF089D18K	NF100D18K
19	15-1/16"	14-3/4"	NF045D19K	NF067D19K	NF089D19K	NF100D19K
20	15-7/8"	15-1/2"	NF045D20K	NF067D20K	NF089D20K	NF100D20K
21	16-5/8"	16-1/4"	NF045D21K	NF067D21K	NF089D21K	NF100D21K
22	17-7/16"	17-1/8"	NF045D22K	NF067D22K	NF089D22K	NF100D22K
23	18-1/4"	17-7/8"	NF045D23K	NF067D23K	NF089D23K	NF100D23K
24	19-1/16"	18-5/8"	NF045D24K	NF067D24K	NF089D24K	NF100D24K


DRAWER OPTIONS

Plastic Bins and Dividers

- Perfect for storing small items such as screws, nuts, washers
- Can be easily removed when required
- Each size can be sub-divided with corresponding dividers
- Each size has molded-in label holders
- In addition to standard yellow, high carbon content, anti-static conductive black bins and dividers are available

Standard Yellow Bins

Size (w x d x h)	Qty To Fill Standard Drawer	Used With Drawer #	Bin Cat. No.*	Divider Cat. No.*
3" x 3" x 2"	64	04 & 05	240332	240332DIV
3" x 6" x 2"	32	04 & 05	240362	
6" x 6" x 2"	16	04 & 05	240662	240662DIV
3" x 3" x 3"	64	06 & 07	240333	240333DIV
3" x 6" x 3"	32	06 & 07	240363	
6" x 6" x 3"	16	06 & 07	240663	240663DIV



Conductive Black Bins


Size (w x d x h)	Qty To Fill Standard Drawer	Used With Drawer #	Bin Cat. No.*	Divider Cat. No.*
3" x 3" x 2"	64	04 & 05	240332CB	240332CBDIV
3" x 6" x 2"	32	04 & 05	240362CB	
6" x 6" x 2"	16	04 & 05	240662CB	240662CBDIV
3" x 3" x 3"	64	06 & 07	240333CB	240333CBDIV
3" x 6" x 3"	32	06 & 07	240363CB	
6" x 6" x 3"	16	06 & 07	240663CB	240663CBDIV



Plastic Quarter Trays

- Convenient and cost effective way to store very small, loose items
- Four trays fill a standard width drawer
- Designed for two (2) to run front to back in any width drawer

Cat. No.*	Description
240420	20-Compartment, 12-1/2"w x 12-1/2"d x 1-1/4"h each compartment = 2" x 2-5/8"
240435	35-Compartment, 12-1/2"w x 12-1/2"d x 1-1/4"h each compartment = 2" x 1-3/8"



Accessories are available for both pre-engineered and custom design modular drawer cabinets

DRAWER OPTIONS

Individual Drawer Latch-in/Latch-out

- Secures drawers in fully-closed position, and allows drawers to remain fully-opened until latch is released
- Recommended for mobile cabinet applications
- Can be applied to any size drawers (*left side only*)

For more information, refer to page 43 step 6



Hanging File Frame Kit (*Letter Size*)

- Allows you to convert drawers to accept hanging folders
- Adjustable design lets you adapt the length by easily snapping the rails along the score marks
- Can only be used in drawers with usable height of 10-1/8" or drawer number (14) or higher drawers

Cat. No.*	Drawer	Quantity that fits into drawer	
		Left-Right	Front-Back
HF1003030**	Slender	2	-
	Standard	2	2
	Medium	2	2
	Extra	2	3
	Double	4	4

**** Contains one (1) hanging file frame kit that creates one (1) row of filing**



Drawer Bottom Inserts

Green Felt - 3/64"t x 25-3/8"d

Cat. No.*	Drawer	Width
NGF2230NN00K	Slender	18-3/16"
NGF3030NN00K	Standard	25-3/8"
NGF3630NN00K	Medium	31-3/4"
NGF4530NN00K	Extra	39-3/4"
NGF6030NN00K	Double	55"



Black Polyester Mesh - 1/8"t x 25-3/8"d

Cat. No.*	Drawer	Width
NML2230NN00K	Slender	18-3/16"
NML3030NN00K	Standard	25-3/8"
NML3630NN00K	Medium	31-3/4"
NML4530NN00K	Extra	39-3/4"
NML6030NN00K	Double	55"



White Plastic Sheet - 1/32"t x 25-3/8"d

Cat. No.*	Drawer	Width
NWP2230NN00K	Slender	18-3/16"
NWP3030NN00K	Standard	25-3/8"
NWP3630NN00K	Medium	31-3/4"
NWP4530NN00K	Extra	39-3/4"
NWP6030NN00K	Double	55"



*Order entry note: List the part number of option(s) chosen directly below the housing part numbers.

Accessories are available for both pre-engineered and custom design modular drawer cabinets




MOBILE CABINETS

PRE-ENGINEERED MOBILE CABINETS

Various mobile cabinet sizes provide a workshop on wheels.

- Includes easy-to-assemble tubular handle, rubber end caps, and fastening hardware.
- Cabinet built with polyolefin (2) fixed and (2) swivel with brake, 6" dia. x 2" w casters (2,800 lb. capacity) that do not mar floors
- Drawer units feature single drawer access
- Drawer layout kits include black polyester mesh insert



Drawer Number	04	05	06	07	08	09	10	11	12	13	14	15	16	17	18
Usable Height	2-1/4"	3"	3-7/8"	4-5/8"	5-3/8"	6-1/4"	7"	7-3/4"	8-1/2"	9-3/8"	10-1/8"	10-7/8"	11-3/4"	12-1/2"	13-1/4"
Drawer Size	1-7/8"		3"		4-3/8"			6-1/4"							

OPTIONS



Hardwood Tops

- Kiln-dried hard maple, birch or beech grade selects and better
- 1-3/4" thick, 28" deep with 3/16" rounded edges
- Flush to housing sides
- Finished with a two-coat moisture resistant sealer
- Field or factory installed, add an I for Installed or a K for Kitted to the suffix of the part number

Cat. No.*	Housing	Top Size
NFNHT3030NN00_	Standard	30"w
NFNHT3630NN00_	Medium	36-3/8"w
NFNHT4530NN00_	Extra	44-3/8"w



Steel Retainer Top with Vinyl Mat

- Retains small parts from rolling off top of mobile cabinets
- Heavy-gauge steel top 28-1/4"d, with 3/4" raised edges on all four sides. Flush with all edges of cabinet
- Includes black duraflex vinyl mat
- Can be field installed (no drilling—fasteners supplied)
- Shipped pre-assembled when ordered with cabinet
- Specify color (add the two (2) letter digit as a prefix from step 1 on page 40)

Cat. No.*	Housing	Top Size
NRT3030NN00_	Standard	30"w
NRT3630NN00_	Medium	36-3/8"w
NRT4530NN00_	Extra	44-3/8"w

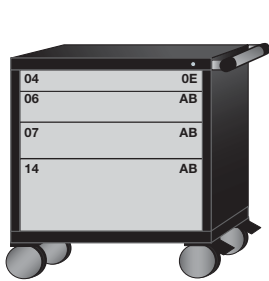


Black Polyester Mesh Liner

- 1/8"t x 25-3/8"d

Cat. No.*	Drawer	Width
NFNML3030NN00K	Standard	25-3/8"
NFNML3630NN00K	Medium	31-3/4"
NFNML4530NN00K	Extra	39-3/4"

Standard (30" Wide)



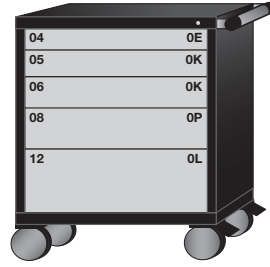
4 drawers with
21 compartments
overall height = 35-1/2"

■ ■ **S3130301009** ■ ■



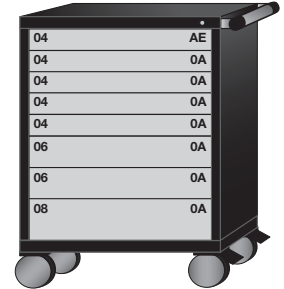
6 drawers with
75 compartments
overall height = 38-5/8"

■ ■ **S3530301019** ■ ■



5 drawers with
92 compartments
overall height = 38-5/8"

■ ■ **S3530301020** ■ ■



8 drawers with
24 compartments
overall height = 42-9/16"

■ ■ **S4030301020** ■ ■

Medium (36-3/8" Wide)



6 drawers with
108 compartments
overall height = 38-5/8"

■ ■ **S3536301021** ■ ■



5 drawers with
104 compartments
overall height = 38-5/8"

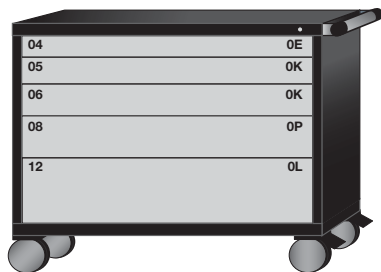
■ ■ **S3536301022** ■ ■



5 drawers with
84 compartments
overall height = 42-9/16"

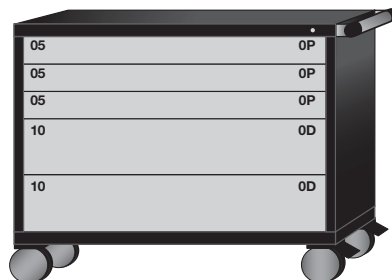
■ ■ **S4036301021** ■ ■

Extra (44-3/8" Wide)



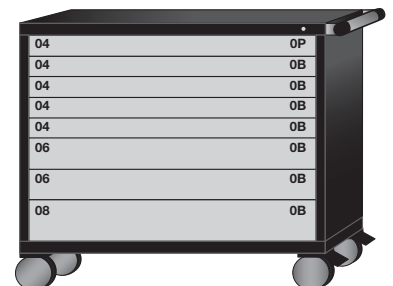
5 drawers with
92 compartments
overall height = 38-5/8"

■ ■ **S3545301020** ■ ■



5 drawers with
64 compartments
overall height = 38-5/8"

■ ■ **S3545301023** ■ ■



8 drawers with
44 compartments
overall height = 42-9/16"

■ ■ **S4045301020** ■ ■



MOBILE WORKSTATIONS

SIDE-BY-SIDE CABINETS PROVIDE A WORKSHOP ON WHEELS.

- Includes easy-to-assemble tubular handle, rubber end caps, and fastening hardware.
- Cabinet built with polyolefin (2) fixed and (2) swivel with brake, 6" dia. x 2" w casters (2,800 lb. capacity) that do not mar floors
- Drawer units feature single drawer access
- Cabinet and door locks are keyed-alike
- Drawer layout kits include black polyester mesh insert

Drawer Number	Usable Height	Side Height
04	2-1/4"	1-7/8"
05	3"	
06	3-7/8"	3"
07	4-5/8"	
08	5-3/8"	4-5/8"
09	6-1/4"	
10	7"	6-1/4"
11	7-3/4"	
12	8-1/2"	
13	9-3/8"	
14	10-1/8"	
15	10-7/8"	
16	11-3/4"	
17	12-1/2"	
18	13-1/4"	



OPTIONS



Hardwood Tops

- Kiln-dried hard maple, birch or beech grade selects and better
- 1-3/4" thick, 28" deep with 3/16" rounded edges
- Flush to housing sides
- Finished with a two-coat moisture resistant sealer
- *Field or factory installed, add an I for Installed or a K for Kitted to the suffix of the part number*



Steel Retainer Top with Vinyl Mat

- Retains small parts from rolling off top of mobile cabinets
- Heavy-gauge steel top 28-1/4"d, with 3/4" raised edges on all four sides. Flush with all edges of cabinet
- Includes black duraflex vinyl mat
- Shipped pre-assembled when ordered with cabinet
- *Specify color (add the two (2) letter digit as a prefix from step 1 on page 40)*
- *Field or factory installed, add an I for Installed or a K for Kitted to the suffix of the part number*



Black Polyester Mesh Liner

- 1/8"t x 25-3/8"d

Cat. No.*	Housing
NFNHT4530WNN00_	2 Slender - 45-5/8"w
NFNHT6030WNN00_	2 Standard - 60"w

Cat. No.*	Housing
■ ■ NRT4530WNN00_	2 Slender - 45-5/8"w
■ ■ NRT6030WNN00_	2 Standard - 60"w

Cat. No.*	Drawer	Width
NFNML2230NN00K	Slender	18-3/16"
NFNML3030NN00K	Standard	25-3/8"

Bench (39-3/4" High)



6 drawers with 108 compartments
base shelf and adjustable shelf behind lockable swing door

- ■ S352230W1001 ■ - 45-5/8"w
- ■ S353030W2001 ■ - 60"w




5 drawers with 104 compartments
base shelf and adjustable shelf behind lockable swing door

- ■ S352230W1002 ■ - 45-5/8"w
- ■ S353030W2002 ■ - 60"w




4 drawers with 21 compartments
base shelf and adjustable shelf behind lockable swing door

- ■ S352230W1003 ■ - 45-5/8"w
- ■ S353030W2003 ■ - 60"w




12 drawers with 216 compartments

- ■ S352230W1004 ■ - 45-5/8"w
- ■ S353030W2004 ■ - 60"w



10 drawers with 208 compartments


- ■ S352230W1005 ■ - 45-5/8"w
- ■ S353030W2005 ■ - 60"w



8 drawers with 42 compartments

- ■ S352230W1006 ■ - 45-5/8"w
- ■ S353030W2006 ■ - 60"w

Mid-Range (43-3/4" High)



6 drawers with 58 compartments
base shelf and adjustable shelf behind lockable swing door

- ■ S402230W1001 ■ - 45-5/8"w
- ■ S403030W2001 ■ - 60"w



5 drawers with 60 compartments
base shelf and adjustable shelf behind lockable swing door

- ■ S402230W1002 ■ - 45-5/8"w
- ■ S403030W2002 ■ - 60"w



4 drawers with 96 compartments
2 base shelves and 2 adjustable shelves behind 2 lockable swing doors

- ■ S402230W1003 ■ - 45-5/8"w
- ■ S403030W2003 ■ - 60"w



WORKBENCH CONCEPTIONS

- Choose pre-engineered units (*single part number*) or build your own by modifying the "consist of" lists.
- Component details can be found on pages 66-69
- All pre-engineered units feature empty drawers (*no layouts*) and multiple drawer locking system
- All concepts can be assembled either left or right side
- Field assembled only (*easy to follow instructions provided*)
- Specify framework/housing color and drawer color, same as steps 1 and 2 on page 6.

Example = **DD251WBC01**
 (for dove gray frame/housing and dove gray drawers)

AA	BB	DD	HH	JJ	KK	PP
Ash	Wedgewood Blue	Dove Gray	Red Baron	Hunter Green	Vulcan Black	Putty



CONCEPT 1

Cat. No. ■■251WBC01

Consists of:		
Qty.	Cat. No.	Description
1	M352230000A0L	Bench Slender Pre-Engineered Cabinet
1	251OPL350	Bench Open Panel Leg
1	240853	Adjustable Footrest
1	251WHD60	Hardwood Work Surface, 60"w



CONCEPT 2

Cat. No. ■■251WBC02

Consists of:		
Qty.	Cat. No.	Description
1	M352230000A0L	Bench Slender Pre-Engineered Cabinet
1	251OPL350	Bench Open Panel Leg
1	240853	Adjustable Footrest
1	251WHD60	Hardwood Work Surface, 60"w
1	251WBS60	Back Stop, 60"w
1	251WSSR	Side Stop, RH
1	251WSSL	Side Stop, LH
1	2625	12"h Shelf Riser, 60"w



CONCEPT 3

Cat. No. ■■251WBC03

Consists of:

Qty.	Cat. No.	Description
1	M352230000AOL	Bench Slender Pre-Engineered Cabinet
1	M352230000BOL	Bench Slender Pre-Engineered Cabinet
1	251WHD72	Hardwood Work Surface, 72"w



CONCEPT 4

Cat. No. ■■251WBC04

Consists of:

Qty.	Cat. No.	Description
1	M352230000AOL	Bench Slender Pre-Engineered Cabinet
1	M352230000BOL	Bench Slender Pre-Engineered Cabinet
1	251WHD72	Hardwood Work Surface, 72"w
1	251WBS72	Back Stop, 72"w
1	251WSSR	Side Stop, RH
1	251WSSL	Side Stop, LH
1	2629	18"h Shelf Riser, 72"w
1	2631	Pick Rack, 72"w



CONCEPT 5

Cat. No. ■■251WBC05

Consists of:

Qty.	Cat. No.	Description
1	M352230000BOL	Bench Slender Pre-Engineered Cabinet
2	251OPL350	Bench Open Panel Leg
2	251STR36	Stringer
1	251WHD72	Hardwood Work Surface, 72"w



CONCEPT 6

Cat. No. ■■251WBC06

Consists of:

Qty.	Cat. No.	Description
1	M352230000BOL	Bench Slender Pre-Engineered Cabinet
2	251OPL350	Bench Open Panel Leg
2	251STR36	Stringer
1	251WHD72	Hardwood Work Surface, 72"w
1	251WBS72	Back Stop, 60"w
1	251WSSR	Side Stop, RH
1	251WSSL	Side Stop, LH
1	2629	18"h Shelf Riser, 72"w
1	2631	Pick Rack, 72"w



WORKBENCH CONCEPTIONS

- Choose pre-engineered units (*single part number*) or build your own by modifying the "consist of" lists.
- Component details can be found on pages 66-69
- All pre-engineered units feature empty drawers (*no layouts*) and multiple drawer locking system
- All concepts can be assembled either left or right side
- Field assembled only (*easy to follow instructions provided*)
- Specify framework/housing color and drawer color, same as step 2 on page 6.

Example = **DD251WBC01**
 (for dove gray frame/housing and dove gray drawers)

AA	BB	DD	HH	JJ	KK	PP
Ash	Wedgewood Blue	Dove Gray	Red Baron	Hunter Green	Vulcan Black	Putty



CONCEPT 7

Cat. No. ■■251WBC07

Consists of:

Qty.	Cat. No.	Description
1	M68303010140L	Eye-Level Standard Pre-Engineered Cabinet
1	251OPL350	Bench Open Panel Leg
1	251UCSD60	Under-Counter Shelf (set of 2)
1	250HILO	Hi-Lo Bracket Kit
1	251WHD60	Hardwood Work Surface, 60"w



CONCEPT 8

Cat. No. ■■251WBC08

Consists of:

Qty.	Cat. No.	Description
1	M68303010140L	Eye-Level Standard Pre-Engineered Cabinet
1	251OPL350	Bench Open Panel Leg
1	251UCSD60	Under-Counter Shelf (set of 2)
1	250HILO	Hi-Lo Bracket Kit
1	251WHD60	Hardwood Work Surface, 60"w
1	251WBS60	Back Stop 60"w
1	251WSSL	Side Stop, LH
1	2625	12"h Shelf Riser, 60"w



CONCEPT 9

Cat. No. ■■251WBC09

Consists of:

Qty.	Cat. No.	Description
1	M68303010140L	Eye-Level Standard Pre-Engineered Cabinet
1	M353030000B0L	Bench Standard Pre-Engineered Cabinet
1	250HILO	Hi-Lo Bracket Kit
1	251WHD72	Hardwood Work Surface, 72"w



CONCEPT 10

Cat. No. ■■251WBC10

Consists of:

Qty.	Cat. No.	Description
1	M68303010140L	Eye-Level Standard Pre-Engineered Cabinet
1	M353030000B0L	Bench Standard Pre-Engineered Cabinet
1	250HILO	Hi-Lo Bracket Kit
1	251WHD72	Hardwood Work Surface, 72"w
1	251WBS72	Back Stop 72"w
1	251WSSL	Side Stop, LH
1	2629	18"h Shelf Riser, 72"w
1	2631	Pick Rack, 72"w



CONCEPT 11

Cat. No. ■■251WBC11

Consists of:

Qty.	Cat. No.	Description
1	M353030000A0L	Bench Standard Pre-Engineered Cabinet
1	251CPL350	Bench Closed Panel Leg
2	251UCS72	Under-Counter Shelf
1	251MDP72350	Bench Modesty Panel
1	251WHD72	Hardwood Work Surface, 72"w



CONCEPT 12

Cat. No. ■■251WBC12

Consists of:

Qty.	Cat. No.	Description
1	M353030000A0L	Bench Standard Pre-Engineered Cabinet
1	251CPL350	Bench Closed Panel Leg
2	251UCS72	Under-Counter Shelf
1	251MDP72350	Bench Modesty Panel
1	251WHD72	Hardwood Work Surface, 72"w
1	251WSSR	Side Stop, RH
1	251WSSL	Side Stop, LH
1	251BRS7221	21"h Bookcase Riser, 72"w
1	251RBP7221	21"h Bookcase Riser Back Panel, 72"w
1	79020	Light Fixture



WORKBENCH CONCEPTIONS

- Choose pre-engineered units (*single part number*) or build your own by modifying the "consist of" lists.
- Component details can be found on pages 66-69
- All pre-engineered units feature empty drawers (*no layouts*) and multiple drawer locking system
- All concepts can be assembled either left or right side
- Field assembled only (*easy to follow instructions provided*)
- Specify framework/housing color and drawer color, same as step 2 on page 6.

Example = **DD251WBC01**
(for dove gray frame/housing and dove gray drawers)

AA	BB	DD	HH	JJ	KK	PP
Ash	Wedgewood Blue	Dove Gray	Red Baron	Hunter Green	Vulcan Black	Putty



CONCEPT 13

Cat. No. ■■251WBC13

Consists of:

Qty.	Cat. No.	Description
1	M353030000A0L	Bench Standard Pre-Engineered Cabinet
1	251CPL350	Bench Closed Panel Leg
2	251UCS72	Under-Counter Shelf
1	251MDP72350	Bench Modesty Panel
1	251WHD72	Hardwood Work Surface, 72"w
1	251WSSR	Side Stop, RH
1	251WSSL	Side Stop, LH
1	251BRS7221	21"h Bookcase Riser, 72"w
1	251RBP7221	21"h Bookcase Riser Back Panel, 72"w
1	79020	Light Fixture
2	251BKCD270M	Bookcase with Doors, 36"w



CONCEPT 14

Cat. No. ■■251WBC14

Consists of:

Qty.	Cat. No.	Description
1	M353030000AOL	Bench Standard Pre-Engineered Cabinet
1	M353030000BOL	Bench Standard Pre-Engineered Cabinet
1	251WHD90	Hardwood Work Surface, 90"w



CONCEPT 15

Cat. No. ■■251WBC15

Consists of:

Qty.	Cat. No.	Description
1	M353030000AOL	Bench Standard Pre-Engineered Cabinet
1	M353030000BOL	Bench Standard Pre-Engineered Cabinet
1	251WHD90	Hardwood Work Surface, 90"w
1	251BRS9021	Bookcase Riser



CONCEPT 16

Cat. No. ■■251WBC16

Consists of:

Qty.	Cat. No.	Description
1	M353030000AOL	Bench Standard Pre-Engineered Cabinet
1	M353030000BOL	Bench Standard Pre-Engineered Cabinet
1	251WHD90	Hardwood Work Surface, 90"w
1	251BRS9021	Bookcase Riser
3	251BKCD270	Bookcase with Doors, 30"w



WORKBENCH CONCEPTIONS

- Choose pre-engineered units (*single part number*) or build your own by modifying the "consist of" lists.
- Component details can be found on pages 66-69
- All pre-engineered units feature empty drawers (*no layouts*) and multiple drawer locking system
- All concepts can be assembled either left or right side
- Field assembled only (*easy to follow instructions provided*)
- Specify framework/housing color and drawer color, same as step 2 on page 6.

Example = **DD251WBC01**
 (for dove gray frame/housing and dove gray drawers)

AA	BB	DD	HH	JJ	KK	PP
Ash	Wedgewood Blue	Dove Gray	Red Baron	Hunter Green	Vulcan Black	Putty



CONCEPT 17

Cat. No. ■■251WBC17

Consists of:		
Qty.	Cat. No.	Description
1	M353030000A0L	Bench Standard Pre-Engineered Cabinet
1	M353030000B0L	Bench Standard Pre-Engineered Cabinet
1	251OPL350	Bench Open Panel Leg
1	251WHD90	Hardwood Work Surface, 90" w
1	251WHD60	Hardwood Work Surface, 60" w
1	250SPLICE	Splice Plate Kit





CONCEPT 18

Cat. No. ■■251WBC18

Consists of:

Qty.	Cat. No.	Description
1	M353030000A0L	Bench Standard Pre-Engineered Cabinet
1	M353030000B0L	Bench Standard Pre-Engineered Cabinet
1	251OPL350	Bench Open Panel Leg
1	251WHD90	Hardwood Work Surface, 90" w
1	251WHD60	Hardwood Work Surface, 60" w
1	250SPICE	Splice Plate Kit
2	251BRS6021	Bookcase Riser
2	251RBP6021	Bookcase Riser Back Panel
1	251BCR3021	Bookcase Corner Riser
2	79020	Light Fixture



CONCEPT 19

Cat. No. ■■251WBC19

Consists of:

Qty.	Cat. No.	Description
1	M353030000A0L	Bench Standard Pre-Engineered Cabinet
1	M353030000B0L	Bench Standard Pre-Engineered Cabinet
1	251OPL350	Bench Open Panel Leg
1	251WHD90	Hardwood Work Surface, 90" w
1	251WHD60	Hardwood Work Surface, 60" w
1	250SPICE	Splice Plate Kit
2	251BRS6021	Bookcase Riser
2	251RBP6021	Bookcase Riser Back Panel
1	251BCR3021	Bookcase Corner Riser
2	79020	Light Fixture
4	251BKCD270	Bookcase with Doors, 30" w



WORKBENCH ACCESSORIES

MODULAR STORAGE SYSTEMS THAT PROVIDE FLEXIBILITY with a custom building block approach to storage that maximizes use of cubic space. Tackle your storage project by first determining your size requirement. Then work your way through the accessories and configure a workbench that is custom built for your space requirements.

Color Selection Determine which color you need and add the two letter ■ digits as a prefix to part numbers.

- | | | | | | | |
|---------------|--------------------------|---------------------|---------------------|------------------------|------------------------|-----------------|
| AA Ash | BB Wedgewood Blue | DD Dove Gray | HH Red Baron | JJ Hunter Green | KK Vulcan Black | PP Putty |
|---------------|--------------------------|---------------------|---------------------|------------------------|------------------------|-----------------|



Modular Drawer Cabinets

Choose from any Standard Pre-Engineered Cabinet (pages 7-15) or Slender Pre-Engineered Cabinet (pages 18-22) or create your own custom cabinet (pages 40-43).

Note: Consider cabinets with Multiple Drawer Access (M) locking, since tipping is highly unlikely.



Panel Legs

- One-piece, heavy-gauge welded frame pre-punched
- Supplied with knock-outs for customer supplied electrical outlet
- Supplied with leg levelers and mounting hardware
- Match panel leg height to cabinet height chosen

Specify color


Open Panel Leg (for industrial applications)

- No. ■ **251OPL270** - Desk, 26-7/8"H
- No. ■ **251OPL310** - Table, 30-1/8"H
- No. ■ **251OPL350** - Bench, 33-1/4"H
- No. ■ **251OPL400** - Mid-Range, 37-3/16"H
- No. ■ **251OPL490** - Counter, 44-1/4"H

Closed Panel Leg (for office applications)

- No. ■ **251CPL270** - Desk, 26-7/8"H
- No. ■ **251CPL310** - Table, 30-1/8"H
- No. ■ **251CPL350** - Bench, 33-1/4"H
- No. ■ **251CPL400** - Midrange, 37-3/16"H
- No. ■ **251CPL490** - Counter, 44-1/4"H

Work Surfaces – Custom lengths for all work surfaces are available on special request.



Laminate (WLT) = Particle board core with plastic laminate cover.

- Ideal for light-duty applications
- 180° soft edge, chip resistant
- Color = Putty or Dove Gray Only (Specify color)


- NO. ■ **251WLT30** - 30"d x 1-5/8"t x 30"w
- NO. ■ **251WLT45** - 30"d x 1-5/8"t x 45"w
- NO. ■ **251WLT60** - 30"d x 1-5/8"t x 60"w
- NO. ■ **251WLT72** - 30"d x 1-5/8"t x 72"w
- NO. ■ **251WLT84** - 30"d x 1-5/8"t x 84"w
- NO. ■ **251WLT90** - 30"d x 1-5/8"t x 90"w
- NO. ■ **251WLT96** - 30"d x 1-5/8"t x 96"w
- NO. ■ **251WLT120** - 30"d x 1-5/8"t x 120"w



Hardwood (WHD) = Solid-laminated with rounded edges and sealed finish.

- Ideal for precision work
- Sealed Kiln-dried hardwoods
- 3/16" radius edges

- NO. **251WHD30** - 30"d x 1-3/4"t x 30"w
- NO. **251WHD45** - 30"d x 1-3/4"t x 45"w
- NO. **251WHD60** - 30"d x 1-3/4"t x 60"w
- NO. **251WHD72** - 30"d x 1-3/4"t x 72"w
- NO. **251WHD84** - 30"d x 1-3/4"t x 84"w
- NO. **251WHD90** - 30"d x 1-3/4"t x 90"w
- NO. **251WHD96** - 30"d x 1-3/4"t x 96"w
- NO. **251WHD120** - 30"d x 1-3/4"t x 120"w



Steel (WSL) = 12 Gauge formed panel with reinforcing channels.

- Ideal for heavy-duty maintenance work
 - Not for use with two panel legs
- Specify color from below

- NO. ■ **251WSL30** - 30"d x 1-3/4"t x 30"w
- NO. ■ **251WSL45** - 30"d x 1-3/4"t x 45"w
- NO. ■ **251WSL60** - 30"d x 1-3/4"t x 60"w
- NO. ■ **251WSL72** - 30"d x 1-3/4"t x 72"w
- NO. ■ **251WSL84** - 30"d x 1-3/4"t x 84"w
- NO. ■ **251WSL90** - 30"d x 1-3/4"t x 90"w
- NO. ■ **251WSL96** - 30"d x 1-3/4"t x 96"w



Stainless (WST) = 16-Gauge type 304, #4 finish formed stainless steel cover over Industrial Grade Particle Board (ISPB).

- For the ultimate workbench application
- Edges are wrapped and welded

- NO. **251WST30** - 30"d x 1-5/8"t x 30"w
- NO. **251WST45** - 30"d x 1-5/8"t x 45"w
- NO. **251WST60** - 30"d x 1-5/8"t x 60"w
- NO. **251WST72** - 30"d x 1-5/8"t x 72"w
- NO. **251WST84** - 30"d x 1-5/8"t x 84"w
- NO. **251WST90** - 30"d x 1-5/8"t x 90"w
- NO. **251WST96** - 30"d x 1-5/8"t x 96"w
- NO. **251WST120** - 30"d x 1-5/8"t x 120"w



Stringers for Cabinet-to-Leg Configuration

- Formed steel channel attaches panel leg to cabinet with mounting hardware supplied

Specify color

Used with
Slender Cabinet

- No. ■ **251STR60SL**
- No. ■ **251STR72SL**
- No. ■ **251STR84SL**
- No. ■ **251STR90SL**
- No. ■ **251STR96SL**
- No. ■ **251STR108SL**
- No. ■ **251STR120SL**

Used with
Standard Cabinet

- No. ■ **251STR60**
- No. ■ **251STR72**
- No. ■ **251STR84**
- No. ■ **251STR90**
- No. ■ **251STR96**
- No. ■ **251STR108**
- No. ■ **251STR120**

Used with
Medium Cabinet

- No. ■ **251STR60M**
- No. ■ **251STR72M**
- No. ■ **251STR84M**
- No. ■ **251STR90M**
- No. ■ **251STR96M**
- No. ■ **251STR108M**
- No. ■ **251STR120M**



Stringers for Leg-to-Leg Configuration

- Formed steel channel attaches panel leg to panel leg with mounting hardware supplied

Specify color

- No. ■ **251STR30WB** - 30"W
- No. ■ **251STR45WB** - 45"W
- No. ■ **251STR60WB** - 60"W
- No. ■ **251STR72WB** - 72"W
- No. ■ **251STR84WB** - 84"W
- No. ■ **251STR90WB** - 90"W
- No. ■ **251STR96WB** - 96"W
- No. ■ **251STR120WB** - 120"W



Under-Counter Shelves for Cabinet-to-Leg Configuration

- Provides additional storage space below work surface
- 150 lb. evenly distributed weight capacity, 12-1/2" deep
- Formed steel panel attaches to panel leg and cabinet with brackets and hardware supplied

Specify color

Used with
Slender Cabinet


- No. ■ **251UCS60SL**
- No. ■ **251UCS72SL**
- No. ■ **251UCS84SL**
- No. ■ **251UCS90SL**
- No. ■ **251UCS96SL**
- No. ■ **251UCS108SL**

Used with
Standard Cabinet

- No. ■ **251UCS60**
- No. ■ **251UCS72**
- No. ■ **251UCS84**
- No. ■ **251UCS90**
- No. ■ **251UCS96**
- No. ■ **251UCS108**
- No. ■ **251UCS120**

Used with
Medium Cabinet

- No. ■ **251UCS60M**
- No. ■ **251UCS72M**
- No. ■ **251UCS84M**
- No. ■ **251UCS90M**
- No. ■ **251UCS96M**
- No. ■ **251UCS108M**
- No. ■ **251UCS120M**



Under-Counter Shelves Side-Mounted to Cabinet

- Available in pairs for work surfaces side-mounted to the cabinet using a Hi-Lo Bracket.

Specify color

for 60"w Work Surface

NO. ■ 251UCSD60 - 2 shelves

for 72"w Work Surface

NO. ■ 251UCSD72 - 2 shelves



Modesty Panel

- Provides privacy below for workbench applications
- Formed steel panel attaches panel leg to cabinet with supplied hardware
- Match modesty panel size to width of work surface and cabinet

Specify color

for 60"w Work Surface with Desk/Table Slender Cabinet

NO. ■ 251MDP60270SL

NO. ■ 251MDP60270

for 60"w Work Surface with Bench/Mid-Range Slender Cabinet

NO. ■ 251MDP60350SL

NO. ■ 251MDP60350

for 72"w Work Surface with Desk/Table Slender Cabinet

NO. ■ 251MDP72270SL

NO. ■ 251MDP72270

for 72"w Work Surface with Bench/Mid-Range Slender Cabinet

NO. ■ 251MDP72350SL

NO. ■ 251MDP72350



WORKBENCH ACCESSORIES

MODULAR STORAGE SYSTEMS THAT PROVIDE FLEXIBILITY with a custom building block approach to storage that maximizes use of cubic space. Tackle your storage project by first determining your size requirement. Then work your way through the accessories and configure a workbench that is custom built for your space requirements.

Color Selection Determine which color you need and add the two letter digits as a prefix to part numbers.

AA Ash

BB Wedgewood Blue

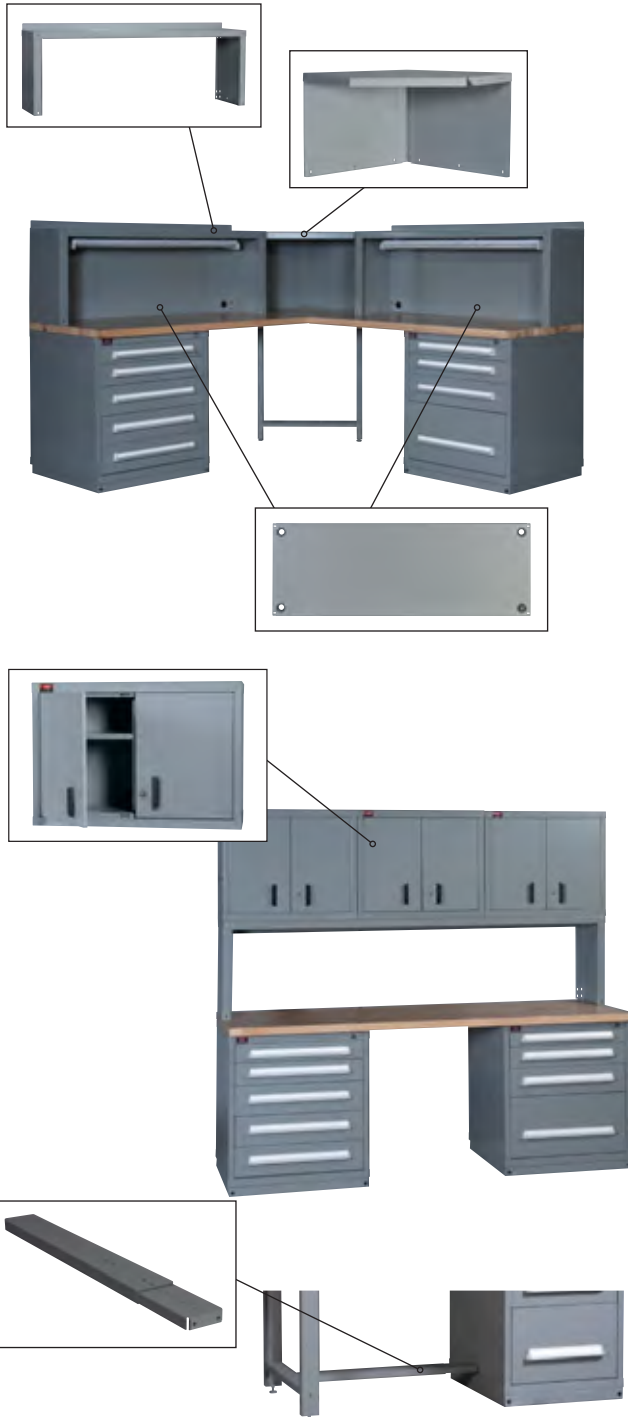
DD Dove Gray

HH Red Baron

JJ Hunter Green

KK Vulcan Black

PP Putty



Bookcase Risers

- Designed to support the weight of up to three, loaded Bookcases
- Corner riser used to join two adjacent ends (*includes Back Panel*). Attaches to work surface with supplied hardware
- Hardware supplied to support the optional **No. 79020** Light Fixture

Bookcase Riser Specify color

- NO. ■ 251BRS6018** - 60" w x 14" d x 18" h
- NO. ■ 251BRS6021** - 60" w x 14" d x 21" h
- NO. ■ 251BRS6024** - 60" w x 14" d x 24" h
- NO. ■ 251BRS7218** - 72" w x 14" d x 18" h
- NO. ■ 251BRS7221** - 72" w x 14" d x 21" h
- NO. ■ 251BRS7224** - 72" w x 14" d x 24" h
- NO. ■ 251BRS9018** - 90" w x 14" d x 18" h
- NO. ■ 251BRS9021** - 90" w x 14" d x 21" h
- NO. ■ 251BRS9024** - 90" w x 14" d x 24" h

Bookcase Corner Riser Specify color

- NO. ■ 251BCR3018** - 90" w x 14" d x 18" h
- NO. ■ 251BCR3021** - 90" w x 14" d x 21" h
- NO. ■ 251BCR3024** - 90" w x 14" d x 24" h

Bookcase Riser Back Panels

- Protected cord access holes in all four corners
- Formed steel panel attaches to Riser with hardware supplied.

Specify color

- NO. ■ 251RBP6018** - 60" w x 18" h
- NO. ■ 251RBP6021** - 60" w x 21" h
- NO. ■ 251RBP6024** - 60" w x 24" h
- NO. ■ 251RBP7218** - 72" w x 18" h
- NO. ■ 251RBP7221** - 72" w x 21" h
- NO. ■ 251RBP7224** - 72" w x 24" h
- NO. ■ 251RBP9018** - 90" w x 18" h
- NO. ■ 251RBP9021** - 90" w x 21" h
- NO. ■ 251RBP9024** - 90" w x 24" h

Bookcases

- One bottom shelf and one adjustable shelf included with 100 lb. capacity each
- Overhead storage unit attaches to riser with supplied hardware
- Can be wall-mounted, hardware not included

30"W without lockable swing doors Specify color

- NO. ■ 251BKC270** - 30" w x 14" d x 24-3/4" h
- NO. ■ 251BKC350** - 30" w x 14" d x 31-1/8" h

30"W with lockable swing doors Specify color

- NO. ■ 251BKCD270** - 30" w x 14" d x 24-3/4" h
- NO. ■ 251BKCD350** - 30" w x 14" d x 31-1/8" h

36"W without lockable swing doors Specify color

- NO. ■ 251BKC270M** - 36" w x 14" d x 24-3/4" h
- NO. ■ 251BKC350M** - 36" w x 14" d x 31-1/8" h

36"W with lockable swing doors Specify color

- NO. ■ 251BKCD270M** - 36" w x 14" d x 24-3/4" h
- NO. ■ 251BKCD350M** - 36" w x 14" d x 31-1/8" h

Adjustable Footrest

- Multi-formed, reinforced steel channels pre-punched for assembly
- Sleeved and adjustable for many length combinations

Specify color

- NO. ■ 240853** - 27" to 46-1/4"
- NO. ■ 240854** - 46-1/4" to 69"
- NO. ■ 240855** - 18" to 29"



Side Stops

- Front tapered to 1-1/2" above work surface with rounded front edge. Extends 3" above work surface
- Includes mounting fasteners

Specify color

NO. ■ 251WSSR - Right Side

NO. ■ 251WSSL - Left Side

Back Stops

- Extends 3" above work surface
- Match the length of the Back Stop to the work surface width chosen
- Includes mounting fasteners

Specify color

NO. ■ 251WBS60 - 60"w

NO. ■ 251WBS84 - 84"w

NO. ■ 251WBS72 - 72"w

NO. ■ 251WBS90 - 90"w

Shelf Risers

- Match the width of the Shelf Riser to the work surface width chosen

Specify color

60"w Work Surface

72"w Work Surface

NO. ■ 2625 - 12"h x 10-1/2"d

NO. ■ 2626 - 12"h x 10-1/2"d

NO. ■ 2628 - 18"h x 14"d

NO. ■ 2629 - 18"h x 14"d

Pick Racks

- Allows easy hanging of plastic bins for additional on-hand storage
- Match the width of the Pick Rack to the Shelf Riser width chosen

Specify color

NO. ■ 2630 - 60"w

NO. ■ 2631 - 72"w

Plastic Bins (Color - blue only)

- Impervious to most solvents and corrosives

NO. 78203 - 4-1/8"w x 4-1/8"d x 3"h

NO. 78206 - 4-1/8"w x 7-1/4"d x 3"h

NO. 78209 - 5-7/8"w x 11-1/2"d x 5"h

Outlet Strip (Color - light gray only)

- Easily attaches to any flanged surface
- UL approved for 15 AMPS @ 125V
- Match the length of the Outlet Strip to the work surface width chosen

NO. 2662 - 5 outlets - 60"w

NO. 2663 - 8 outlets - 72" w

Hi-Lo Bracket Kit

- Allows for mounting work surface directly to the side of a cabinet
- Galvanized finish, includes mounting fasteners

NO. 250HILO

Splice Plate Kit

- Allows for attaching two (2) worksurfaces into a corner, creating an "L"
- Galvanized finish, includes mounting fasteners

NO. 250SPLICE



DRAWERS IN SHELVING

SHELVING SYSTEM IS 30"W X 30"D X 84"H

- Pre-engineered units can be used as stand-alone starter units or assemble them in rows with add-on units
- Drawers feature capacity of 400 lbs. and fully extend for visual and physical access (same drawers used in Standard, 30"w Cabinets)
- Add drawer layout kits to increase storage density within each drawer (same layout kits used in Standard, 30"w Cabinets—see pages 16-17)
- Shelves feature capacity of 800 lbs. and are adjustable on 1-1/2" centers
- Shipped knocked-down for field assembly only

Step 1

Select Shelving Color –
Enter **LETTER** designation

DD Dove Gray	PP Putty	BB Wedgewood Blue
------------------------	--------------------	-----------------------------

Step 2

Select Drawer Color –
Enter **LETTER** designation

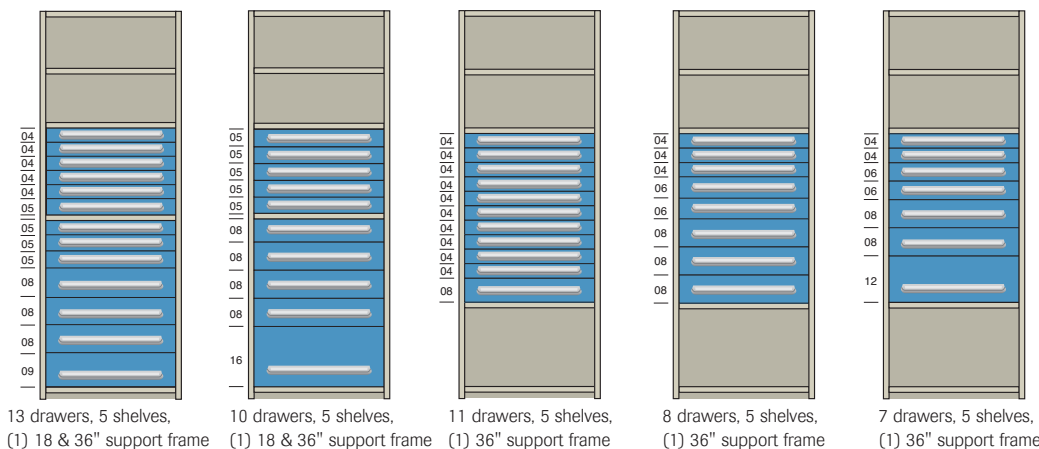
DD Dove Gray	PP Putty	BB Wedgewood Blue
HH Red Baron	JJ Hunter Green	KK Vulcan Black
AA Ash		



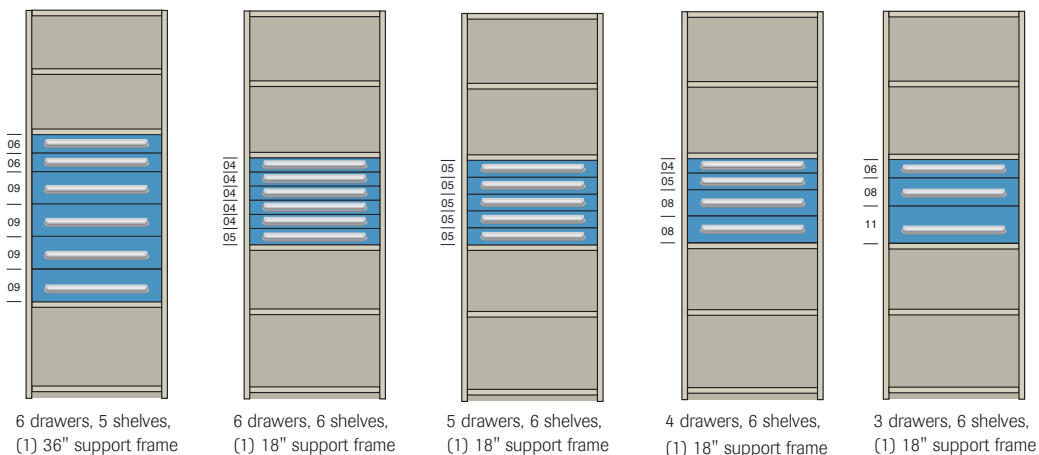
Starter

Add-On

Drawer Number	Usable Height	Side Height
04	2-1/4"	1-7/8"
05	3"	
06	3-7/8"	3"
07	4-5/8"	
08	5-3/8"	4-5/8"
09	6-1/4"	
10	7"	
11	7-3/4"	
12	8-1/2"	6-1/4"
13	9-3/8"	
14	10-1/8"	
15	10-7/8"	
16	11-3/4"	6-1/4"
17	12-1/2"	
18	13-1/4"	



Starter	86014SH	86016SH	86006SH	86010SH	86008SH
Add-on	86014H	86016H	86006H	86010H	86008H



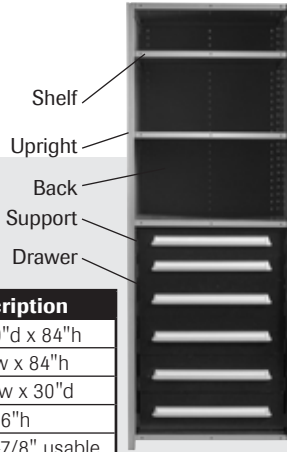
Starter	86012SH	86004SH	86000SH	86002SH	86005SH
Add-on	86012H	86004H	86000H	86002H	86005H

DRAWERS IN SHELVING

CUSTOM DESIGN MODULAR DRAWERS IN SHELVING UNITS

Example

Shelving System is 30" w x 30" d x 84" h



Qty.	Cat. No.	Description
2	DD8886	Upright 30"d x 84"h
1	DD86481	Back, 30"w x 84"h
5	DD8593H1	Shelf, 30"w x 30"d
1	KKN483030DGS	Support, 36"h
2	KKN063030NN000	Drawer, 3-7/8" usable
4	KKN093030NN000	Drawer, 6-1/4" usable

STEP 1 Shelving Selection

Select shelving.

Cat. No.	Description
FRAME WORK	
8886	Upright Assembly (2 required per starter section)*
86481	Shelving Back (1 required per section)
SHELVES	
8593H1	Shelf 30"w x 30"d (minimum 4 per section required)

*Note: Shelves are required immediately above and below drawer guide support. *Only 1 required per add-on selection.*

STEP 2 Shelving Color Selection

Determine your color, then add the two (2) letter digits as a **prefix** to the shelving part numbers chosen in step 1.



STEP 3 Support Selection

Select the drawer guide support(s), depending on whether you want a short stack of drawers (18" High) or a tall stack (36" High) or a combination.

DRAWER GUIDE SUPPORTS	
Cat. No.	Description
N253030DGS	Drawer Guide Support, 18"h
N483030DGS	Drawer Guide Support, 36"h

STEP 4 Drawer Selection

Select the number of drawers desired. (see example).

MODULAR DRAWERS FOR 30"W SHELVING		
Cat. No.	Front Height	Usable Height
N043030NN000	3-1/16"	2-1/4"
N053030NN000	3-7/8"	3"
N063030NN000	4-5/16"	3-7/8"
N073030NN000	5-7/16"	4-5/8"
N083030NN000	6-3/16"	5-3/8"
N093030NN000	7"	6-1/4"
N103030NN000	7-3/4"	7"
N113030NN000	8-9/16"	7-3/4"
N123030NN000	9-3/8"	8-1/2"
N133030NN000	10-1/4"	9-3/8"
N143030NN000	10-7/8"	10-1/8"
N153030NN000	11-3/4"	10-7/8"
N163030NN000	12-1/2"	11-3/4"
N173030NN000	13-15/16"	12-1/2"
N183030NN000	14-1/16"	13-1/4"
NRS3030NN000	3-7/8"	3"

Example

When selecting drawer configurations you must add the drawer numbers to equal the first 2 digits of the *Drawer Guide Support*.

Drawer Guide Support
No. N253030DGS

(3) No. N043030NN000
drawers = 12

(1) No. N063030NN000
drawer = 06

(1) No. N073030NN000
drawer = 07

Total = 25

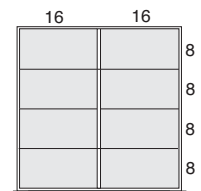
STEP 5 Support/Drawer Color Selection

Determine your color, then add the two (2) letter digits as a prefix to the part numbers chosen.



STEP 6 Layout Selection (optional)

Determine your drawer layouts from pages 16-17, then choose the part number specific to the drawer size. Layouts are shipped unassembled.



WEAPONS STORAGE


The Ultimate Storage Solution for military, domestic defense and police professionals

Maximize your storage, workspace and security with LYON Modular Drawer Weapons Cabinets. This high density storage solution provides a maximum level of security in an organized and efficient storage footprint.

- Meets the requirements of paragraph 4 of the Small Arms Storage Rack Certification Document; part of AR 190-11 for the physical security of arms, ammunition and explosives
- Integrated locking system at both vertical drawer ends provides for ultimate security (*padlock not included*)
- 4:1 storage space savings as compared to typical rack systems
- Rubber-coated gun partitions and foam inserts for pistols protect and secure weapons within each drawer
- All drawers feature a bottom polyester mesh liner for weapon surface protection

ACCESSORIES:


- Choose a hardwood top work surface from page 45 or
- Add an Overhead Unit for the bulk storage of ancillary items from pages 36-37



PRE-ENGINEERED UNITS - EYE-LEVEL - 59-1/4"H X 28-1/4"D

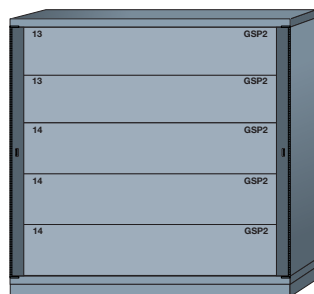
Rifle Storage

Extra (44-3/8"w)



XXN6845300WPNi
40 Weapons
A4, MP542, M1200,
M16, M4, M4A1

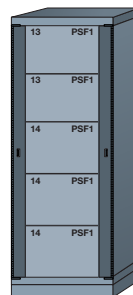
Double (59-5/8"w)



XXN6860300WPNi
40 Weapons
CAR15, M-1A, M24,
M16 w/M203

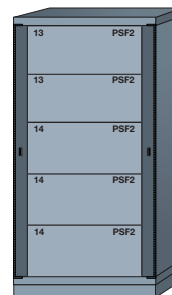
Pistol Storage

Slender (22-13/16"w)



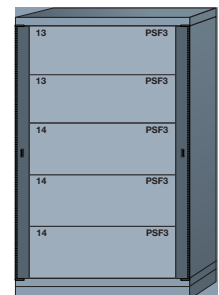
XXN6822300WPNi
220 Pistols

Standard (30"w)



XXN6830300WPNi
320 Pistols

Medium (36-3/8"w)



XXN6836300WPNi
400 Pistols

To custom design a Weapons Storage, begin by following the steps on pages 40-43 keeping in mind that there is a drawer height minimum as referenced on this page, highlighted in gray or contact Customer Service at 1-800-323-0082. Dimensions listed are the clear inside dimensions of the drawer.



Foam Insert
(Pistol Storage)

DRAWER WIDTH	DRAWER INSERT PART NUMBER <i>(includes drawer liner)</i>	MINIMUM DRAWER HEIGHT	WEAPONS PER DRAWER
Slender (17-15/16")	250PSF1	13	44
Standard (25-1/8")	250PSF2	13	64
Medium (31-1/2")	250PSF3	13	80
Extra (39-1/2")	250PSF4	13	100
Double (54-11/16")	250PSF5	13	140

Foam Insert
(Rifle Storage)

WEAPON MODEL	WEAPON STYLE	DRAWER INSERT PART NUMBER <i>(includes drawer liner)</i>	MINIMUM DRAWER HEIGHT	WEAPONS PER DRAWER DOUBLE <i>(54-11/16" w)</i>
M2	Machine Gun	250GSF1	14	4
M60	Machine Gun	250GSF2	13	4
MK19	Machine Gun	250GSF3	13	2

Partitions
(Rifle Storage)

*Weapons length must be less than 39-1/4" for storage in "Extra" (39-1/2"w) Drawer



WEAPON MODEL	DRAWER INSERT PART NUMBER <i>(includes drawer liner)</i>	MINIMUM DRAWER HEIGHT	EXTRA (39-1/2"w)	WEAPONS PER DRAWER DOUBLE <i>(54-11/16" w)</i>
SUBMACHINE GUN				
A4	250GSP1	13	8	---
A4	250GSP3	13	---	15
A5	250GSP1	14	8	---
A5	250GSP3	14	---	15
MP5A2	250GSP1	13	8	---
MP5A2	250GSP3	13	---	15
MP5A3	250GSP1	14	8	---
MP5A3	250GSP3	14	---	15
M3A1	250GSP5	12	11	---
M3A1	250GSP6	12	---	15
SD	250GSP1	14	8	---
SD	250GSP3	14	---	15
CARBINE				
CAR15	250GSP2	13	---	8
M4	250GSP1	13	8	---
M4	250GSP3	13	---	15
M4A1	250GSP1	13	8	---
M4A1	250GSP3	13	---	15
MACHINE GUN				
MAG-58	250GSP4	16	---	5
M240B	250GSP4	16	---	5
M240G	250GSP4	16	---	5
M249	250GSP4	16	---	5
SHOTGUN				
M1200*	250GSP1	13	8	---
M1200	250GSP2	13	---	8
RIFLE				
M16*	250GSP1	13	8	---
M16	250GSP2	13	---	8
M16 w/ M203	250GSP2	13	---	8
M-1A	250GSP2	13	---	8
SNIPER RIFLE				
M-24	250GSP2	13	---	8
BARREL				
M2	250GSP2	10	---	8

To custom design a Weapons Storage, Contact Customer Service at 1-800-323-0082



Cat. No.	Description
Touch-Up Paint	
AA7003	Aerosol Spray – 12 oz. Can, Ash
BB7003	Aerosol Spray – 12 oz. Can, Wedgewood Blue
DD7003	Aerosol Spray – 12 oz. Can, Dove Gray
HH7003	Aerosol Spray – 12 oz. Can, Red Baron
JJ7003	Aerosol Spray – 12 oz. Can, Hunter Green
KK7003	Aerosol Spray – 12 oz. Can, Vulcan Black
PP7003	Aerosol Spray – 12 oz. Can, Putty
Closure	
101928	Tree Clip, Black
102213	Closure – Forklift Base, Slender Wide <i>(specify color)</i>
102214	Closure – Forklift Base, Standard Wide <i>(specify color)</i>
102561	Closure – Forklift Base, Medium Wide <i>(specify color)</i>
102215	Closure – Forklift Base, Extra Wide <i>(specify color)</i>
102216	Closure – Forklift Base, Double Wide <i>(specify color)</i>
103335	Closure – Pallet Base, Slender Wide <i>(specify color)</i>
103336	Closure – Pallet Base, Standard Wide <i>(specify color)</i>
103337	Closure – Pallet Base, Medium Wide <i>(specify color)</i>
103537	Closure – Pallet Base, Extra Wide <i>(specify color)</i>
103538	Closure – Pallet Base, Double Wide <i>(specify color)</i>
Nameplate	
101780	Lyon Nameplate, plain
103180	Lyon Nameplate, single drawer access
103181	Lyon Nameplate, multiple drawer access
Cabinet Lock	
100694	Lock Hole Plug, black plastic
101782	Cabinet Lock (includes nut and two keys, <i>specify code</i>)*
102601	Cabinet Lock Wrench
240KEY	Replacement Key for all MDC locks <i>(specify code)</i> *
103017	Lockrod, single drawer access
103018	Lockrod, multiple drawer access
103150	Locking Channel, multiple drawer access, Desk High
103151	Locking Channel, multiple drawer access, Table High
103152	Locking Channel, multiple drawer access, Bench High
103153	Locking Channel, multiple drawer access, Mid-Range High
103154	Locking Channel, multiple drawer access, Counter High
103155	Locking Channel, multiple drawer access, Eye-Level High
103157	Lock Bar Supports, multiple drawer access
102871	Screw for lock system, #6 x 1/2"
103799	Drawer Clip, single drawer access (includes rivet)
103800	Drawer Clip, multiple drawer access (includes rivet)
240MK1	Master Key
Drawer	
101892	Handle End Cap, LH
101893	Handle End Cap, RH
240112	Cardboard Label for handle
240111	Plastic Shield for handle
102200	Screw for drawer handle, #10 x 5/16" (T20)
102212	Screw for partition-divider, #6 x 1/4" (T15)
102217	Drawer Handle, Slender Wide <i>(includes End Caps and fasteners)</i>
102218	Drawer Handle, all sizes except Slender <i>(includes End Caps and fasteners)</i>
103540	Drawer Lock (includes cam, nuts and two keys, <i>specify code</i>)*
103801	Latch-In/Latch-Out Mechanism

Cat. No.	Description
Drawer Suspension	
103803	Screw for drawer guide, 1/4" x 3/4" (T20)
103805	LH Drawer Slide, cabinet profile <i>(includes fastener)</i>
103806	RH Drawer Slide, cabinet profile <i>(includes fastener)</i>
103807	LH Drawer Slide, middle profile
103808	RH Drawer Slide, middle profile
Shelf	
103802	Shelf Supports, pair (includes fasteners)
Swing Door	
103803	Screw for door hinge-stop, 1/4" x 1/2" (T30)
103543	Door Lock (includes cam, nuts and two keys, <i>specify key code</i>)*
103544	Door Handle, black plastic <i>(includes fasteners)</i>
103804	Door Stop, single door <i>(includes magnet and fasteners)</i>
103546	Door Stop, double door <i>(includes magnet and fasteners)</i>
Caster	
102244	Cabinet Handle <i>(includes End Caps and Fasteners, specify color)</i>
102805	Handle End Cap, black rubber
103547	Rigid Caster, 5" Diameter <i>(includes fasteners)</i>
103548	Rigid Caster, 6" Diameter <i>(includes fasteners)</i>
103549	Swivel Caster, 5" Diameter <i>(includes fasteners)</i>
103550	Swivel Caster, 6" Diameter <i>(includes fasteners)</i>
103551	Caster Fastener Kit (per caster)
Cabinet Tops	
103622	Black Duraflex Vinyl Mat for retainer top, Slender Wide
103623	Black Duraflex Vinyl Mat for retainer top, Standard Wide
103624	Black Duraflex Vinyl Mat for retainer top, Medium Wide
103625	Black Duraflex Vinyl Mat for retainer top, Extra Wide
103626	Black Duraflex Vinyl Mat for retainer top, Double Wide
103627	Black Duraflex Vinyl Mat for retainer top, Workstation
103552	Retainer Top Fastener Kit
103553	Hardwood Top Fastener Kit
Workbench	
103554	Footrest Fastener Kit
103555	Panel Leg Fastener Kit
103556	Steel Top Fastener Kit
Hardware	
240CAK	Cabinet Anchoring Kit
102123	Screw for external lock bar, #8 x 1/2"

*The key code number is stamped on the key and the face of the lock cylinder. **EXAMPLE: M853**



LIMITED LIFETIME WARRANTY FOR MODULAR DRAWER CABINETS

Lyon warrants, only to the original purchaser, that its Modular Drawer Cabinets will remain free of defects in materials and workmanship for as long as the original purchaser retains ownership, possession, and control of the product when used in accordance with Lyon's specifications, operating instructions, and/or maintenance procedure. Warranty specifically excludes consequential, incidental, or other damages directly or indirectly resulting from failure or loss of used of, or by Lyon products.

LIMITATIONS

1. The original purchaser must provide Lyon in writing the date of purchase, the original invoice number, and a description of the defect, prior to returning any product under a warranty claim.
2. Products purchased by Lyon such as casters, work surfaces, and bench tops carry their manufacturer's warranty.
3. If the product was damaged in transit, the original purchaser must file a claim with the carrier within five days of delivery. This is not considered a warranty claim.

Lyon will not be responsible for charges of any repairs or alterations of the product unless made with Lyon's prior written consent. Routine replacement items such as all parts that are replaced due to wear, misuse or abuse or etc. are not covered by this warranty. Warranty claims, which result from customer errors, failure to follow safe operational procedures or inadequate maintenance will not be accepted. Lyon will not be responsible for damage due to explosion, fire, wind, flood, intentional abuse, normal wear and tear or use beyond the designed capacity of the product. Freight, labor or service charges for removal of defective parts and installation of replacement parts are not included.

Buyer shall pay freight charges on the returned components covered under this warranty. Under any and all circumstances, the remaining warranty disclaimer and limitation of liability shall remain in effect. Any returned products must be handled via a return authorization from Lyon, or they will be refused.



LYON®
FXOM®

P.O. Box 671
Aurora, IL 60507-0671

Literature: 800-323-0096
Customer Service: 800-323-0082
Fax: 800-367-6681

email: lyon@lyonworkspace.com
lyonworkspace.com

MDC-CAT-5K-01-2019