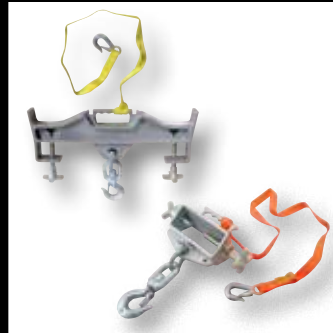



FORK TRUCK ATTACHMENTS



LIFT MASTER BOOMS



HOISTING HOOKS



FORK EXTENSIONS



SNOW PLOWS



WORK PLATFORMS



SELF-DUMPING HOPPERS

Hoppers V R	178-184
Bulk Containers R	185
Floor Scraper V	186
Work Platforms V R	187-188
Lift Master Booms V	189
Hoisting Hooks V I	190
Fork Lift Hitch V	191
Bag Lifter V	191
Fork Extensions V	192-193
Forged Forks I	194
Rug Rams / Carpet Poles V	195
Brush & Magnetic Sweepers I R	196
Light System for Fork Truck V	197
Snow Plows & Front Loaders V R	198
Drum Handling Attachments V I	199-200



FULL 90° DUMP ANGLE



48 Hours to Ship




CA Residents see WARNING A, Pg. 459

Height from the Front Lip to the Floor on "H" series Hoppers	
H-25.....	14 ⁹ / ₁₆ "
H-50.....	20 ⁹ / ₁₆ "
H-100.....	20 ⁵ / ₁₆ "
H-150.....	26 ¹⁵ / ₁₆ "


Low Profile 90° Self-Dumping Steel Hoppers

Units feature a full 90° dump angle with a cushioned rubber bumper stop. The low profile design is essential for convenient loading. Dumping with a fork truck is quick and simple. A cable is pulled from the seat of the fork truck to dump the hopper. The unit returns to an upright and locked position when lowered to the ground. A safety restraint is provided to secure the hopper to the fork truck. 22" L usable fork pockets measure 7"W x 2"H. Formed base thickness is 1/4". Blue baked-in powder-coated toughness. Models H-25 and H-50 may be stacked together, as well as, the H-100 and the H-150 models. Never stack hoppers more than 3 high. **Must be attached to fork truck when dumping.** Options below and on pages 180-181.

MODEL NUMBER	VOLUME CUBIC YARDS	UNIFORM CAPACITY	OVERALL SIZE (W x L x H)	FORK POCKET CENTERS	WEIGHT (POUND)
LIGHT DUTY • 12 GAUGE STEEL					
H-25-LDⓈ	1/4	2,000 lb.	27" x 46 ¹ / ₈ " x 21 ³ / ₈ "	11 ⁵ / ₈ "	179
H-50-LDⓈ	1/2	2,000 lb.	27" x 51 ³ / ₁₆ " x 28 ¹ / ₈ "	11 ⁵ / ₈ "	210
H-100-LDⓈ	1	2,000 lb.	51" x 51 ³ / ₁₆ " x 28 ¹ / ₈ "	21 ⁵ / ₈ "	311
H-150-LDⓈ	1½	2,000 lb.	51" x 56 ¹ / ₂ " x 38 ⁵ / ₈ "	21 ⁵ / ₈ "	360
MEDIUM DUTY • 10 GAUGE STEEL					
H-25-MDⓈ	1/4	4,000 lb.	27" x 46 ¹ / ₈ " x 21 ³ / ₈ "	11 ⁵ / ₈ "	207
H-50-MDⓈ	1/2	4,000 lb.	27" x 51 ³ / ₁₆ " x 28 ³ / ₁₆ "	11 ⁵ / ₈ "	243
H-100-MDⓈ	1	4,000 lb.	51" x 51 ³ / ₁₆ " x 28 ¹ / ₈ "	21 ⁵ / ₈ "	362
H-150-MDⓈ	1½	4,000 lb.	51" x 56 ⁹ / ₁₆ " x 38 ⁵ / ₈ "	21 ⁵ / ₈ "	435
HEAVY DUTY • 8 GAUGE STEEL					
H-25-HDⓈ	1/4	6,000 lb.	27" x 46 ³ / ₁₆ " x 21 ³ / ₈ "	11 ⁵ / ₈ "	207
H-50-HDⓈ	½	6,000 lb.	27" x 51 ¹ / ₄ " x 28 ³ / ₁₆ "	11 ⁵ / ₈ "	262
H-100-HDⓈ	1	6,000 lb.	51" x 51 ¹ / ₄ " x 28 ³ / ₁₆ "	21 ⁵ / ₈ "	398
H-150-HDⓈ	1½	6,000 lb.	51" x 56 ⁹ / ₁₆ " x 38 ¹¹ / ₁₆ "	21 ⁵ / ₈ "	472



DRAIN PLUG



LIFTING LUGS

Options for "H" Style Hoppers

Model H-DAMP, features a pressure compensated flow control to reduce the speed of the chute when the release lever is pulled. Does not allow you to stop at any point along the dump cycle.

MODEL NUMBER	DESCRIPTION	WEIGHT (POUND)
H-DAMP-4	MORE CONTROLLED DUMPING PROCESS (4,000 LB. UNITS)	30
H-DAMP-6	MORE CONTROLLED DUMPING PROCESS (6,000 LB. UNITS)	40
LEKP	WELDED LEAK PROOF OPTION FOR "H" STYLE HOPPER	5
H-DPLG-75*	¾" THREADED DRAIN PLUG, LOCATED IN LEFT CORNER	2
H-DPLG-2*	2" THREADED DRAIN PLUG, LOCATED IN LEFT CORNER	2
LUG	(4) LIFTING LUGS (WELDED) ONE ON EACH CORNER	23

*H-DPLG OPTION INCLUDES LEAK PROOF CHUTE WELDS

Specialty Colors for Self-Dumping Hoppers

Identify your hopper quickly and easily with our universal color codes. Specialty colors are available on any size/model hopper. Contact factory for specific model numbers and pricing.



SODA RED



WHITE



BATTLE SHIP GRAY



TRACTOR GREEN



YELLOW



ORANGE



GALVANIZED

CA Residents see WARNING A, Pg. 459

COLOR	SUGGESTED USE
SODA RED	HAZARD
WHITE	PAPER
BATTLE SHIP GRAY	METAL
TRACTOR GREEN	ORGANIC
BLUE (STD. COLOR)	PLASTIC
YELLOW	GLASS
ORANGE	CORROSIVE FLUID
HOT DIP GALVANIZED	WET ENVIRONMENT
EARTH BROWN	COMBUSTIBLE FLUIDS
KHAKI TAN	USER DEFINED
SANDY BEIGE	USER DEFINED
BUBBLE GUM PINK	USER DEFINED
BLACK / HIGH GLOSS	USER DEFINED
BLACK / SEMI GLOSS	USER DEFINED
HUNTER GREEN	USER DEFINED
SILVER LINING	USER DEFINED
SKY BLUE	USER DEFINED
MACHINE GRAY	USER DEFINED

Self-Dumping Steel Hoppers with Bumper Release

Hopper automatically dumps when bumper release contacts the front of the dumpster. Hopper returns to an upright and locked position automatically after it dumps. Also includes a cable that may be operated from the seat of the fork truck to manually dump the hopper. A safety restraint is provided to secure the hopper to the fork truck. Usable fork pockets are 7½"W x 2½"H. Optional leak proof design sold separately. D-25, D-33, D-50, D-75, and D-100 are stackable if you stack the top hopper turned 90° from the bottom. Blue baked-in powder-coated toughness standard with exception of models D-300-HD-NA, D-350-HD, D-400-HD & D-500-HD. **Must be attached to fork truck when dumping.** Options below and on pages 180 and 181.

MODEL NUMBER	VOLUME CUBIC YARDS	UNIFORM CAPACITY	OVERALL SIZE (W x L x H)	FORK POCKET CENTERS	WEIGHT (POUND)
LIGHT DUTY • 12 GAUGE STEEL					
D-25-LD	1/4	2,000 lb.	26" x 51 ⁷ / ₈ " x 38"	18"	335
D-33-LD	1/3	2,000 lb.	26" x 51 ⁷ / ₈ " x 38"	18"	340
D-50-LD	1/2	2,000 lb.	33 ¹ / ₁₆ " x 51 ³ / ₄ " x 38"	18"	365
D-75-LD	3/4	2,000 lb.	31 ¹ / ₁₆ " x 61 ¹ / ₈ " x 42 ¹ / ₁₆ "	18"	449
D-100-LD	1	2,000 lb.	41 ¹ / ₁₆ " x 61 ¹ / ₈ " x 42 ¹ / ₁₆ "	18"	479
D-150-LD	1½	2,000 lb.	43 ⁹ / ₁₆ " x 68 ⁵ / ₈ " x 51 ¹³ / ₁₆ "	28"	565
D-200-LD	2	2,000 lb.	56 ⁹ / ₁₆ " x 68 ⁵ / ₈ " x 51 ¹³ / ₁₆ "	28"	613
D-250-LD	2½	2,000 lb.	69 ⁹ / ₁₆ " x 68 ⁵ / ₈ " x 51 ³ / ₄ "	28"	863
D-300-LD	3	2,000 lb.	81 ³ / ₄ " x 68 ⁵ / ₈ " x 51 ¹³ / ₁₆ "	28"	940
MEDIUM DUTY • 10 GAUGE STEEL					
D-25-MD	1/4	4,000 lb.	26" x 51 ⁷ / ₈ " x 38 ¹ / ₁₆ "	18"	397
D-33-MD	1/3	4,000 lb.	26" x 51 ⁷ / ₈ " x 38 ¹ / ₁₆ "	18"	397
D-50-MD	1/2	4,000 lb.	33 ⁹ / ₁₆ " x 51 ⁷ / ₈ " x 38 ¹ / ₁₆ "	18"	435
D-75-MD	3/4	4,000 lb.	31 ⁹ / ₁₆ " x 61 ¹ / ₈ " x 42 ³ / ₄ "	18"	543
D-100-MD	1	4,000 lb.	41 ¹ / ₂ " x 61 ¹ / ₈ " x 42 ¹ / ₁₆ "	18"	534
D-150-MD	1½	4,000 lb.	43 ⁹ / ₁₆ " x 68 ³ / ₈ " x 51 ¹³ / ₁₆ "	28"	714
D-200-MD	2	4,000 lb.	56 ⁵ / ₈ " x 68 ⁵ / ₁₆ " x 51 ¹³ / ₁₆ "	28"	701
D-250-MD	2½	4,000 lb.	69 ⁹ / ₁₆ " x 68 ³ / ₈ " x 51 ³ / ₄ "	28"	863
D-300-MD	3	4,000 lb.	81 ³ / ₄ " x 68 ⁵ / ₈ " x 51 ¹³ / ₁₆ "	28"	940
HEAVY DUTY • 8 GAUGE STEEL					
D-25-HD	1/4	6,000 lb.	26" x 51 ⁷ / ₈ " x 38 ¹ / ₁₆ "	18"	397
D-33-HD	1/3	6,000 lb.	26" x 51 ⁷ / ₈ " x 38 ¹ / ₁₆ "	18"	397
D-50-HD	1/2	6,000 lb.	33 ⁹ / ₁₆ " x 51 ⁷ / ₈ " x 38 ¹ / ₁₆ "	18"	435
D-75-HD	3/4	6,000 lb.	31 ⁹ / ₁₆ " x 61 ¹ / ₈ " x 42 ³ / ₄ "	18"	543
D-100-HD	1	6,000 lb.	41 ⁹ / ₁₆ " x 61 ¹ / ₈ " x 42 ³ / ₄ "	18"	590
D-150-HD	1½	6,000 lb.	43 ⁹ / ₁₆ " x 68 ³ / ₈ " x 51 ¹³ / ₁₆ "	28"	714
D-200-HD	2	6,000 lb.	56 ⁹ / ₁₆ " x 68 ⁵ / ₁₆ " x 51 ¹³ / ₁₆ "	28"	789
D-250-HD	2½	6,000 lb.	69 ⁹ / ₁₆ " x 68 ³ / ₈ " x 51 ³ / ₄ "	28"	863
D-300-HD	3	6,000 lb.	81 ³ / ₄ " x 68 ⁵ / ₈ " x 51 ¹³ / ₁₆ "	28"	940
D-300-HD-NA	3	6,000 lb.	55 ⁹ / ₁₆ " x 79 ³ / ₈ " x 64 ³ / ₈ "	28"	1107
D-350-HD	3½	6,000 lb.	64 ¹ / ₄ " x 79 ³ / ₈ " x 64 ³ / ₈ "	28"	1128
D-400-HD	4	6,000 lb.	72 ¹⁵ / ₁₆ " x 79 ³ / ₈ " x 64 ³ / ₈ "	28"	1445
D-500-HD	5	6,000 lb.	90 ¹ / ₄ " x 79 ³ / ₈ " x 64 ³ / ₈ "	28"	1554

Options for "D" Style Hoppers

Sideways Tilt Option, *model D-TILT*, can be used with D-75-LD and D-100-LD hoppers only. User must obtain written permission from fork truck manufacturer prior to use. Factory or field installed. May still use hopper like normal. Adds 3⁵/₁₆" to height.

MODEL NUMBER	DESCRIPTION	WEIGHT (POUND)
D-TILT	SIDWAYS TILT OPTION	130
LEKP	WELDED LEAK PROOF OPTION FOR "D" STYLE HOPPER	5
D-DPLG-75*	¾" THREADED DRAIN PLUG, LOCATED IN LEFT CORNER	2
D-DPLG-2*	2" THREADED DRAIN PLUG, LOCATED IN LEFT CORNER	2
LUG	(4) LIFTING LUGS (WELDED) ONE ON EACH CORNER	23


*H-DPLG OPTION INCLUDES LEAK PROOF CHUTE WELDS

Side Extensions, are great addition for material handling and construction facilities. The extended sides are constructed of steel mesh for high strength durability during transference of goods, while the yellow painted finish delivers great visibility.

MODEL NUMBER	EXTENSION HEIGHT	WORKS WITH HOPPER SERIES	WEIGHT (POUND)
D-150-EXT-SMY	15 ¹¹ / ₁₆ "	D-150	37
D-200-EXT-SMY	15 ¹¹ / ₁₆ "	D-200	40
D-250-EXT-SMY	15 ¹¹ / ₁₆ "	D-250	45
D-300-EXT-SMY	15 ¹¹ / ₁₆ "	D-300	50



POWDER COATED TOUGH



BUMPER RELEASE

48 Hours to Ship



model D-500-HD



model D-TILT



model D-200-EXT-SMY

New



SEMI-STEEL



48 Hours
to Ship



MOLD-ON-RUBBER



POLY-ON-STEEL



GLASS FILLED NYLON

48 Hours
to Ship



48 Hours
to Ship



CA Residents see
WARNING A, Pg. 459

Casters for Self-Dumping Hoppers for D & H series Hoppers

Transport loads with portable hoppers. The maximum weight capacity is the lowest weight capacity of either the hopper or the caster. Weight of hopper must be considered when calculating usable capacity. Sets include two (2) rigid, two (2) swivel casters. For the H series 1/4 and 1/2 cubic yard hoppers only three (3) casters are included, two (2) rigid and one (1) swivel, in addition to bolt on stabilizing legs for the back. Casters are bolted-on by utilizing the factory stamped hole in the fork tubes. Casters are shipped uninstalled to prevent freight damage.

H series hoppers: The maximum caster diameter to be used is 6". Added height to standard H-style hopper for 6" casters is 3 3/4"

D series hopper: Maximum caster diameter permitted is 8". Added height to standard D-style hopper for 6" casters is 7 1/2", 8" casters 9 1/2"

H SERIES HOPPERS, -25 & -50					
MODEL NUMBER	CASTER SIZE	UNIFORM CAPACITY	CASTER DESCRIPTION	QTY. PER ORDER	WEIGHT (POUND)
H-CK3-SC6-2	6" x 2"	3,600 lb.	SEMI-STEEL	3	27
H-CK3-MR6-2	6" x 2"	1,800 lb.	MOLD-ON-RUBBER	3	25
H-CK3-PU6-2	6" x 2"	3,600 lb.	POLY-ON-STEEL	3	26
H-CK3-GFN6-2	6" x 2"	3,600 lb.	GLASS FILLED NYLON	3	17
H-CK3-SC6-2HD	6" x 2"	6,000 lb.	DUCTILE STEEL	3	35

WEIGHT OF HOPPER MUST BE CONSIDERED WHEN CALCULATING USABLE CAPACITY

H SERIES HOPPERS, -100 & -150					
MODEL NUMBER	CASTER SIZE	UNIFORM CAPACITY	CASTER DESCRIPTION	QTY. PER ORDER	WEIGHT (POUND)
H-CK4-SC6-2	6" x 2"	4,800 lb.	SEMI-STEEL	4	31
H-CK4-MR6-2	6" x 2"	2,400 lb.	MOLD-ON-RUBBER	4	28
H-CK4-PU6-2	6" x 2"	4,800 lb.	POLY-ON-STEEL	4	30
H-CK4-GFN6-2	6" x 2"	4,800 lb.	GLASS FILLED NYLON	4	18
H-CK4-SC6-2HD	6" x 2"	8,000 lb.	DUCTILE STEEL	4	42

WEIGHT OF HOPPER MUST BE CONSIDERED WHEN CALCULATING USABLE CAPACITY

D SERIES HOPPERS					
MODEL NUMBER	CASTER SIZE	UNIFORM CAPACITY	CASTER DESCRIPTION	QTY. PER ORDER	WEIGHT (POUND)
D-CK4-SC6-2	6" x 2"	4,800 lb.	SEMI-STEEL	4	32
D-CK4-SC8-2	8" x 2"	4,800 lb.	SEMI-STEEL	4	42
D-CK4-MR6-2	6" x 2"	2,400 lb.	MOLD-ON-RUBBER	4	29
D-CK4-MR8-2	8" x 2"	2,400 lb.	MOLD-ON-RUBBER	4	37
D-CK4-PU6-2	6" x 2"	4,800 lb.	POLY-ON-STEEL	4	31
D-CK4-PU8-2	8" x 2"	5,000 lb.	POLY-ON-STEEL	4	42
D-CK4-GFN6-2	6" x 2"	4,800 lb.	GLASS FILLED NYLON	4	19
D-CK4-GFN8-2	8" x 2"	5,000 lb.	GLASS FILLED NYLON	4	22
D-CK4-SC6-2HD	6" x 2"	8,000 lb.	DUCTILE STEEL	4	43

WEIGHT OF HOPPER MUST BE CONSIDERED WHEN CALCULATING USABLE CAPACITY

Portable Steel Hoppers

Portable Steel Hoppers make handling waste and bulk material safer and more convenient. Fork truck entry openings are designed to move hopper over rough terrain. Usable fork pockets are 7"W x 2"H on 21 5/8" centers (11 5/8" fork pocket centers for 1/2 cubic yard capacity model only). Foot operated caster lock is included. Units tilt with assistance from operator while seated on fork truck. Handle for transporting. **Must be attached to fork truck when dumping.** Welded construction makes them durable. Blue baked-in powder-coated toughness. Options, include: leak proof chute welds, model LEKP, 3/4" drainage plug, model H-DPLG-75, and 2" drain plug model H-DPLG-2, leak proof chute welds included with drainage plugs. PLID-H poly lids available page 181.



Hopper must be attached to a fork truck when dumping.

MODEL NUMBER	VOLUME CUBIC YARDS	UNIFORM CAPACITY	OVERALL SIZE (W x L x H)	GAUGE OF STEEL	WEIGHT (POUND)
P-HOP-0.5	1/2	2,000 lb.	34 13/16" x 53 7/8" x 37 3/16"	12	262
P-HOP-1	1	2,000 lb.	58 13/16" x 53 5/8" x 37 1/8"	12	389
P-HOP-1.5	1-1/2	2,000 lb.	58 13/16" x 59" x 47 5/8"	12	440

8" x 2" GLASS FILLED NYLON CASTERS, TWO RIGID, ONE SWIVEL AND ONE SWIVEL WITH LOCK STANDARD

Heavy-Duty Poly Lids for D & H series Hoppers

Keep the contents of hoppers out of sight for a cleaner appearance with our Poly Lids. Constructed from heavy-duty virgin polyethylene material, these lids are lightweight and easy to open. The top of the lid includes a crown for water drainage and a ribbed design for strength and aesthetics. Factory installed when ordered with hopper. May also be easily field installed. Not compatible with LUG option. Ideal for schools, hospitals, and warehouses.


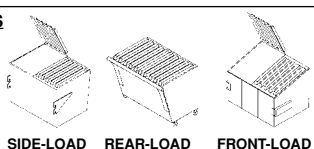
48 Hours
to Ship

series PLID-H
(shown with optional caster kit)


series PLID-D

HOPPER LID OPTIONS

Contact factory for more details



Padlock not included



Yellow Poly Lids



Blue Poly Lids



Red Poly Lids

MODEL NUMBER BLACK POLY LIDS	MODEL NUMBER YELLOW POLY LIDS	MODEL NUMBER BLUE POLY LIDS	MODEL NUMBER RED POLY LIDS	USE WITH SIZE HOPPER	USE WITH STYLE	NUMBER OF PIECES	WEIGHT (POUND)
PLID-H-25 [Ⓞ]	PLID-H-25-YL [Ⓞ]	PLID-H-25-BU [Ⓞ]	N/A	1/4	H	1	56
PLID-H-50 ^{Ⓞ*}	PLID-H-50-YL ^{Ⓞ*}	PLID-H-50-BU ^{Ⓞ*}	N/A	1/2	H	1	57
PLID-H-100 ^{Ⓞ*}	PLID-H-100-YL ^{Ⓞ*}	PLID-H-100-BU ^{Ⓞ*}	N/A	1	H	2	56
PLID-H-150 ^{Ⓞ*}	N/A	N/A	N/A	1½	H	2	61
PLID-D-25 [Ⓞ]	N/A	PLID-D-25-BU [Ⓞ]	PLID-D-25-RD [Ⓞ]	1/4	D	1	56
PLID-D-33 [Ⓞ]	N/A	PLID-D-33-BU [Ⓞ]	PLID-D-33-RD [Ⓞ]	1/3	D	1	57
PLID-D-50 [Ⓞ]	N/A	PLID-D-50-BU [Ⓞ]	PLID-D-50-RD [Ⓞ]	1/2	D	1	57
PLID-D-75 [Ⓞ]	N/A	PLID-D-75-BU [Ⓞ]	N/A	3/4	D	1	58
PLID-D-100 [Ⓞ]	N/A	PLID-D-100-BU [Ⓞ]	N/A	1	D	1	57
PLID-D-150 [Ⓞ]	N/A	N/A	N/A	1½	D	1	58
PLID-D-200 [Ⓞ]	N/A	N/A	N/A	2	D	2	59
PLID-D-250 [Ⓞ]	N/A	N/A	N/A	2½	D	2	59
PLID-D-300 [Ⓞ]	N/A	N/A	N/A	3	D	2	61

*WORKS WITH PORTABLE HOPPERS P-HOP MODELS

Low Profile Parts Hoppers

These unique products have been designed to function as parts hoppers that may be dumped with the assistance of a fork truck. The low profile design allows the hoppers to be placed underneath machinery as a catch basin for parts. The hoppers reduce the hazards, inconveniences, and time associated with collecting parts off the floor. Blue baked-in powder-coated toughness.

The 10 gauge parts hoppers have 7"W x 2"H usable fork pockets for dumping the hoppers 90° with a fork truck. HOP-LP roll smoothly on four (4) wheels, 4" x 2" glass-filled nylon, two (2) rigid, one (1) swivel and one (1) swivel with brake. Model HOP-LP-N rolls on three (3) wheels, two (2) rigid and one (1) swivel with brake. Includes a removable push handle. Once the material is dumped, the hopper will return to the locked position when lowered to the ground. **Must be attached to fork truck when dumping.** Options, including leak proof chute welds, model LEKP, 3/4" drainage plug, model H-DPLG-75, and 2" drain plug model H-DPLG-2 leak proof chute welds included with drainage plugs.

POWDER
COATED
TOUGH



model HOP-LP

48 Hours
to Ship

YouTube

MODEL NUMBER	VOLUME CUBIC YARDS	UNIFORM CAPACITY	OVERALL SIZE (W x L x H)	FORK POCKET CENTERS	WEIGHT (POUND)
HOP-LP-N [Ⓞ]	1/3	2,000 lb.	29 ¹³ / ₁₆ " x 54" x 33 ⁵ / ₈ "	11 ⁵ / ₈ "	199
HOP-LP [Ⓞ]	1/2	2,000 lb.	48 ⁷ / ₁₆ " x 54 ¹ / ₁₆ " x 34"	21 ⁵ / ₈ "	340

Low Profile Hoppers

Low Profile Hoppers (top chute only 22" high) allows for use under machinery and conveyors. Tapered side allows for easy loading and unloading. Designed for containment of scrap, chips, and waste. Constructed of welded 14-gauge steel for strength and lighter weight. Unit rolls smoothly on two (2) rigid and two (2) swivel with brakes 5" x 2" poly-on-steel casters. Push handle is removable and may be used at either end. Blue baked-in powder-coated toughness. Options, including welded leak proof seams, model LEKP, 3/4" drainage plug, model H-DPLG-75, and 2" drain plug, model H-DPLG-2 leak proof chute welds included with drainage plugs.

MODEL NUMBER	VOLUME CUBIC YARDS	UNIFORM CAPACITY	OVERALL SIZE (W x L x H)	WEIGHT (POUND)
SLPT-24	1/4	1,000 lb.	26 ¹ / ₄ " x 43 ¹ / ₁₆ " x 37"	126
SLPT-33	1/3	1,000 lb.	30 ⁹ / ₁₆ " x 54 ¹ / ₄ " x 37"	155

model HOP-LP-N



series SLPT

YouTube

POWDER
COATED
TOUGH



Portable Steel Hopper with Power Traction Drive 24V DC POWER STANDARD

Reduce worker fatigue and injury with this 1/3 cubic yard Power Traction Drive Hopper. This factory installed option makes portable equipment easy to maneuver with its 240° turning radius, handle grip/throttle, and auto reverse. This state-of-the-art option allows a single operator to perform tasks safely and ergonomically. Includes built-in electric drive motor and DC battery with on-board charger. Maximum speed is 3 mph. Hopper and fork pockets are included. Fork pockets are 7½" W x 2½" H usable on 18" centers. Hopper has a blue baked-in powder-coated toughness. **Must be attached to fork truck when dumping.**

MODEL NUMBER	VOLUME CUBIC YARDS	UNIFORM CAPACITY	OVERALL SIZE (W x L x H)	WEIGHT (POUND)
HOP-PTD	1/3	1,500 lb.	26" x 67 ⁵ / ₈ " x 45 ⁵ / ₈ "	572



Open Ended Steel Dumping Hopper

Reduce bending and lifting motions while loading items into a hopper. This hopper will allow for convenient and orderly loading at ground level with its open front design. Flat items can be loaded so more can be put into the hopper. Rolls smoothly on 4" x 2" glass filled nylon casters, the hopper can easily be moved from one location to another. Once the hopper is full or the user has finished loading, the hopper can be easily dumped with the use of a fork truck.

Must be attached to fork truck when dumping.

MODEL NUMBER	UNIFORM CAPACITY	OVERALL SIZE (W x L x H)	WEIGHT (POUND)
HOP-OE	2,000 lb.	54½" x 66 ⁵ / ₁₆ " x 53 ¹³ / ₁₆ "	640



Steel Chute Hoppers

Unit is designed for use in areas with limited space. Fixed-position hopper features a full-height front door that opens to dump the hopper contents. Door will automatically close and lock after contents have been dumped. Front door is opened with a release cable that may be operated from a safe distance. Units may be moved with assistance from a fork truck. Usable fork pockets measure 7½" W x 2½" H on 30" centers. Safety restraint is attached for securing unit to the carriage of the fork truck. Not for use with fine grain or high density materials. Welded steel construction with blue painted finish. Uniform capacity is 2,000 pounds.

Must be attached to fork truck when dumping.

MODEL NUMBER	VOLUME CUBIC YARDS	OVERALL SIZE (W x L x H)	GAUGE OF STEEL	WEIGHT (POUND)
C-HOP-200	2	60½" x 56 ⁷ / ₈ " x 67"	7	806
C-HOP-300	3	85 ⁵ / ₈ " x 57¼" x 67"	7	970



Triple-Bin Recycling Hopper

This unique Triple-Bin Recycling Hopper is designed for holding different materials. Bins are painted three different colors; green, red, and blue, and include a manual pull-cable to dump from the seat of a fork truck. Each bin may be dumped independently and returns to upright position when lowered to the ground. Includes a safety strap to secure hopper to forklift. Poly lids are sold separately, see page 181. Hoppers have a baked-in powder-coated toughness. Each bin holds up to 1/2 cubic yard of material. Maximum total weight capacity is 2,000 pounds evenly distributed.

MODEL NUMBER	OVERALL SIZE (W x L x H)	INDIVIDUAL BIN SIZE (W x L x H)	UNIFORM CAPACITY	WEIGHT (POUND)
ENVIR-BIN	80 ⁵ / ₁₆ " x 57 ¹¹ / ₁₆ " x 27 ¹ / ₈ "	24" x 46 ⁵ / ₁₆ " x 23 ⁵ / ₁₆ "	2,000 lb.	900




Shown with optional poly lids, available separately.



Open Side Hopper

An Open Sided Hopper is ideal for the material handling industry. The hopper is designed with a steel construction for strength and durability. The open sides provide an ergonomic solution to transferring and unloading large amounts of oversized items. Hopper automatically dumps when bumper release contacts the side of the dumpster. Hopper returns to the upright and locked position automatically after it dumps. Also, includes a cable that may be operated from the seat of the fork truck to manually dump the hopper. Usable fork pockets are 7½"W x 2½"H on 18" centers. Approximate volume size is 1 cubic yards. **Must be attached to fork truck when dumping.**

MODEL NUMBER	VOLUME CUBIC YARDS	UNIFORM CAPACITY	OVERALL SIZE (W x L x H)	WEIGHT (POUND)
D-NS-100-LD	1	2,000 lb.	38 ¹³ / ₁₆ " x 61 ¹ / ₁₆ " x 42 ¹¹ / ₁₆ "	462



CA Residents see WARNING A, Pg. 459

Self-Dumping Steel Hoppers with Fold Down Front

These Self-Dumping Steel Hoppers have a low-profile design with a drop-down front for easy shovel loading. The manual hand latches are used to secure the drop-down front. The manual pull cable is used to dump the hopper from the seat of a fork truck. The hopper returns to the upright position when lowered to the ground. Units feature full 90° dumping, steel construction, and a blue baked-in powder-coated toughness. **Must be attached to fork truck when dumping.**

MODEL NUMBER	VOLUME CUBIC YARDS	UNIFORM CAPACITY	OVERALL SIZE (W x L x H)	WEIGHT (POUND)
HDROP-25-LD	¼	2,000 lb.	30" x 46 ¹ / ₈ " x 21 ¹¹ / ₁₆ "	193
HDROP-50-LD	½	2,000 lb.	30" x 51 ³ / ₁₆ " x 28 ¹ / ₈ "	239
HDROP-100-LD	1	2,000 lb.	52 ¹⁵ / ₁₆ " x 51 ³ / ₁₆ " x 28 ¹ / ₈ "	352
HDROP-150-LD	1½	2,000 lb.	54" x 56 ¹ / ₂ " x 38 ⁵ / ₈ "	382
HDROP-25-MD	¼	4,000 lb.	30" x 46 ¹ / ₈ " x 21 ¹¹ / ₁₆ "	215
HDROP-50-MD	½	4,000 lb.	30" x 51 ³ / ₁₆ " x 28 ¹ / ₈ "	272
HDROP-100-MD	1	4,000 lb.	52 ¹⁵ / ₁₆ " x 51 ³ / ₁₆ " x 28 ¹ / ₈ "	402
HDROP-150-MD	1½	4,000 lb.	54" x 56 ¹ / ₂ " x 38 ⁵ / ₈ "	453
HDROP-25-HD	¼	6,000 lb.	30" x 46 ¹ / ₈ " x 21 ¹¹ / ₁₆ "	237
HDROP-50-HD	½	6,000 lb.	30" x 51 ³ / ₁₆ " x 28 ¹ / ₈ "	306
HDROP-100-HD	1	6,000 lb.	52 ¹⁵ / ₁₆ " x 51 ³ / ₁₆ " x 28 ¹ / ₈ "	451
HDROP-150-HD	1½	6,000 lb.	54" x 56 ¹ / ₂ " x 38 ⁵ / ₈ "	472




POWDER COATED TOUGH

CA Residents see WARNING A, Pg. 459

Portable Steel Dump Trucks

Easily move and empty contents with a balanced design making dumping of scrap, chips, and waste easier. Constructed of welded 14-gauge (12-gauge on model SPTT-15) steel for strength and lighter weight. Unit rolls smoothly on two (2) rigid and two (2) swivel with brakes 5" x 2" poly-on-steel casters. Blue baked-in powder-coated toughness. Options, including welded leak proof chute welds, model LEKP, ¾" drainage plug, model D-DPLG-75, and 2" drain plug model D-DPLG-2, leak proof chute welds included with drainage plugs.

MODEL NUMBER	VOLUME CUBIC YARDS	VOLUME CUBIC FEET	UNIFORM CAPACITY	OVERALL SIZE (W x L x H)	WEIGHT (POUND)
SPTT-05	2/3	18	1,000 lb.	26¼" x 57 ⁹ / ₁₆ " x 36 ³ / ₁₆ "	184
SPTT-10	1	27	1,500 lb.	38¼" x 58 ³ / ₁₆ " x 36 ³ / ₁₆ "	202
SPTT-15	1-1/2	40	2,000 lb.	38¼" x 65¼" x 46 ³ / ₁₆ "	365



Gas Powered All-Terrain Hopper

The All-Terrain Gas Powered Hopper is ideal for transporting up to 3,000 pounds of material over rough terrain and is excellent for landscapers and garden centers. Featuring a 190cc Briggs & Stratton gas powered motor and a traction drive system for overcoming the roughest of areas. Durable steel construction for added strength and long life. Power dump capabilities for smooth, ergonomically friendly unloading, and an emergency shut-off release for extra safety. An optional Line-X inside hopper coating available upon request. Optional welded leak proof seams and drain plug available. Optional welded leak proof seams, model LEKP, ¾" drainage plug, model H-DPLG-75, and 2" drain plug model H-DPLG-2, leak proof seams included with drainage plugs available.

MODEL NUMBER	VOLUME CUBIC YARDS	UNIFORM CAPACITY	OVERALL SIZE (W x L x H)	WEIGHT (POUND)
ALL-T-GPT-HOP	2/3	3,000 lb.	50" x 89" x 50"	1346

*DEPTH DIMENSION IS MEASURED AT TOP OF CHUTE



48 Hours to Ship

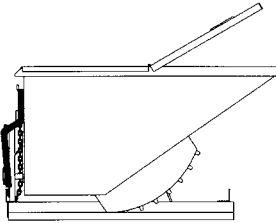




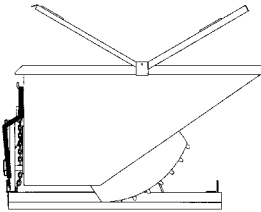
Steel Self-Dumping Hoppers

All welded Self-Dumping Hoppers handle bulk materials and scrap easily. Must transport and dump with a forklift or make the unit mobile with the optional casters. Self dumping hoppers are engineered to dump when the safety latch is tripped and to return to an upright locked position when empty. All units come with safety retaining chain and a trip rope assembly. The 1/4 to 2 cubic yard hoppers have a formed stackable base (stackable when empty). The 3 to 5 cubic yard hoppers have structural bases (Unstackable) with re-enforced rockers for heavy use. Hoppers under 3 cubic yards may be stacked when empty. Options include: casters, lids (1 to 2½ cubic yard), 3-way entry, lifting lugs, and paint colors. Paint finish is vista green. **Must be attached to fork truck when dumping.**

YouTube



Steel Lid Style A
Single hinge in the center of the hopper with the back half welded closed



Steel Lid Style C
Single hinge in the center, but both front and back lids can be opened.

STEEL SELF-DUMPING HOPPERS

MODEL NUMBER	VOLUME CUBIC YARDS	UNIFORM CAPACITY	OVERALL SIZE (W x L x H)	GAUGE OF STEEL BODY / BASE	WEIGHT (POUND)
HOP-100-LD	1	2,000 lb.	41½" x 62" x 37"	12 / 8	445
HOP-150-LD	1-1/2	2,000 lb.	59½" x 62" x 37"	12 / 8	540
HOP-200-LD	2	2,000 lb.	59½" x 64" x 46"	12 / 8	600
HOP-250-LD	2-1/2	2,000 lb.	59½" x 64" x 51"	12 / 8	620
HOP-100-MD	1	4,000 lb.	41½" x 62" x 37"	10 / 8	495
HOP-150-MD	1-1/2	4,000 lb.	59½" x 62" x 37"	10 / 8	630
HOP-200-MD	2	4,000 lb.	59½" x 64" x 46"	10 / 8	705
HOP-250-MD	2-1/2	4,000 lb.	59½" x 64" x 51"	10 / 8	730
HOP-25-HD	1/4	4,000 lb.	30¾" x 49" x 26½"	7 / 8	375
HOP-33-HD	1/3	4,000 lb.	30¾" x 48½" x 31½"	7 / 8	405
HOP-50-HD	1/2	4,000 lb.	41½" x 48½" x 31½"	7 / 8	470
HOP-75-HD	3/4	5,000 lb.	41½" x 56¾" x 35½"	7 / .220	575
HOP-100-HD	1	6,000 lb.	41½" x 62" x 37"	7 / .220	625
HOP-150-HD	1-1/2	6,000 lb.	59½" x 62" x 37"	7 / .220	785
HOP-200-HD	2	6,000 lb.	59½" x 64" x 46"	7 / .220	880
HOP-250-HD	2-1/2	6,000 lb.	59½" x 64" x 51"	7 / .220	905
HOP-300-HD*	3	6,000 lb.	65½" x 71½" x 59½"	7 / ¼"	1250
HOP-400-HD*	4	6,000 lb.	85½" x 71½" x 59½"	7 / ¼"	1385
HOP-500-HD*	5	6,000 lb.	105½" x 71½" x 59½"	7 / ¼"	1560

*CASTER BASE FOR CASTER OPTION, MODEL HOP-CASTER-BASE

SPECIALTY STEEL LIDS FOR HOPPERS (SERIES HOP only) (color is green / welded on)

MODEL NUMBER	HOPPER CUBIC YARDS	STYLE	WEIGHT (POUND)
LID-100-A	1	A	65
LID-150-A	1-1/2	A	92
LID-200-A	2	A	106
LID-250-A	2-1/2	A	106
LID-100-C	1	C	65
LID-150-C	1-1/2	C	92
LID-200-C	2	C	106

Chip & Waste Trucks

- Heavy-Duty Reinforced Steel Construction
- Use Inside and Outside
- Ideal for Clean Up & Other Material Handling Jobs

Sturdy Chip and Waste Trucks are ideal for collecting and transporting bulk materials or trash. Tapered ends allow easy loading and dumping. Hopper is balanced to maneuver and dump with less effort. All welded 14 gauge steel construction. Options, including leak proof chute welds, model LEKP, 3/4" drainage plug, model H-DPLG-75, and 2" drain plug model H-DPLG-2, leak proof chute welds included with drainage plugs. Blue baked-in powder-coated toughness.



POWDER COATED TOUGH

MODEL NUMBER	VOLUME CUBIC FEET	UNIFORM CAPACITY	OVERALL SIZE (W x L x H)	CASTER SIZE	WEIGHT (POUND)
CHIP-17.5	17.5	1,500 lb.	26 ³ / ₈ " x 66 ¹¹ / ₁₆ " x 37 ⁷ / ₁₆ "	8" x 2"	146
CHIP-22.2	22.2	2,000 lb.	32 ³ / ₈ " x 66 ¹¹ / ₁₆ " x 37 ⁷ / ₁₆ "	8" x 2"	155
CHIP-26.7	26.7	2,000 lb.	38 ³ / ₈ " x 66 ¹¹ / ₁₆ " x 37 ⁷ / ₁₆ "	8" x 2"	167

Fabric Hoppers

These hoppers provide an economical and convenient means for storing and moving dry bulk commodities. The coated polypropylene has a polyester webbing for extra strength. The 8 oz. white fabric is UV tested. Fold for easy storage when not in use. The four corner straps provide convenient forklift handling, while the bottom of the unit can be opened for simple release of products.

48 Hours
to Ship



MODEL NUMBER	VOLUME CUBIC FEET	UNIFORM CAPACITY	BASE SIZE (W x L)	OVERALL HEIGHT	WEIGHT (POUND)
FAB-H-45	40	3,300 lb.	36" x 36"	45"	8
FAB-H-55	50	3,300 lb.	36" x 36"	55"	7
FAB-H-63	78	3,300 lb.	36" x 36"	63"	8

Bulk Containers

This rugged container maximizes shipping, handling, and storage efficiencies. These units stack three high and safely accommodate up to 700-800 LB. of uniform solid, pourable, granular, and non-regulated material. Molded nesting "lugs" or "ribs" prevent units from jamming together. All are available in a wide variety of colors and with optional permanent, molded-in or raised graphics and logos. Caster and custom options available, contact factory. Lid standard.

MODEL NUMBER	VOLUME CUBIC FEET	UNIFORM CAPACITY	OVERALL SIZE (W x L x H)	COLOR	WEIGHT (POUND)
MHBC-3244-CB	27.5	700 lb.	45" x 45" x 33"	BLUE	95
MHBC-3244-JG	27.5	700 lb.	45" x 45" x 33"	GREEN	95
MHBC-3244-O	27.5	700 lb.	45" x 45" x 33"	ORANGE	95
MHBC-3244-R	27.5	700 lb.	45" x 45" x 33"	RED	95
MHBC-4444-CB	35	800 lb.	45" x 45" x 45½"	BLUE	120
MHBC-4444-JG	35	800 lb.	45" x 45" x 45½"	GREEN	120
MHBC-4444-O	35	800 lb.	45" x 45" x 45½"	ORANGE	120
MHBC-4444-R	35	800 lb.	45" x 45" x 45½"	RED	120
MHBC-3244-5C-CB*	27.5	700 lb.	45" x 45" x 39"	BLUE	105
MHBC-3244-5C-JG*	27.5	700 lb.	45" x 45" x 39"	GREEN	105
MHBC-3244-5C-O*	27.5	700 lb.	45" x 45" x 39"	ORANGE	105
MHBC-3244-5C-R*	27.5	700 lb.	45" x 45" x 39"	RED	105
MHBC-4444-5C-CB*	35	800 lb.	45" x 45" x 51½"	BLUE	120
MHBC-4444-5C-JG*	35	800 lb.	45" x 45" x 51½"	GREEN	120
MHBC-4444-5C-O*	35	800 lb.	45" x 45" x 51½"	ORANGE	120
MHBC-4444-5C-R*	35	800 lb.	45" x 45" x 51½"	RED	120



SHOWN WITH
OPTIONAL CASTERS



* 5" ALL SWIVEL CASTERS INCLUDED

Battery Powered Trash Can Dumper and Container

(1) ONE 12V DC POWER STANDARD

One person with a fork truck can safely and easily dump drums into a hopper. DC powered operation with on-board battery charger. Raise time is 10 seconds and lowered time is 8 seconds. Dump height is 55¾". A 2 cubic yard Vestil "D" style hopper is available separately to collect trash. Custom configurations can be made for most trash containers.

MODEL NUMBER	DESCRIPTION	OVERALL SIZE (W x L x H)	UNIFORM CAPACITY	WEIGHT (POUND)
T-HOP	DUMPER	38 ⁵ / ₁₆ " x 103 ¹ / ₂ " x 60 ⁷ / ₁₆ "	400 lb.	732
D-200-LD	HOPPER	56 ¹¹ / ₁₆ " x 68 ⁵ / ₁₆ " x 51 ¹³ / ₁₆ "	2,000 lb.	613



model T-HOP
shown with D-200-LD

48 Hours
to Ship




Fork Truck Mounted Trash Can Dumper

Save time and reduce work-related injuries caused by lifting and dumping heavy waste containers. This innovative product will allow a fork truck driver to lift and dump refuse containers weighing up to 1,000 pounds without ever leaving the seat of the fork truck! Secure dumper to fork truck with safety chain and run cable to driver's seat. Align trash can with dumper and lock into place. Once locked in place, transport trash can to refuse container, align, and pull chain to dump refuse container contents. Only for use with 64 gallon trash can, series TH-64 or approved equal. Fork pockets are 2⁵/₈" high by 7⁵/₈" wide usable. Steel construction for years of dependable use.

MODEL NUMBER	DESCRIPTION	OVERALL SIZE (W x L x H)	UNIFORM CAPACITY	WEIGHT (POUND)
FM-T-DUMP	DUMPER	40 ⁵ / ₈ " x 39 ⁹ / ₁₆ " x 42"	1,000 lb.	254

MODEL NUMBER	VOLUME (GALLONS)	COLOR	OVERALL SIZE (W x D x H)	WEIGHT (POUND)
TRASH CAN				
TH-64-GRN	64	GREEN	23 ¹ / ₂ " x 28 ¹ / ₂ " x 39 ¹⁵ / ₁₆ "	74
TH-64-GY	64	GRAY	23 ¹ / ₂ " x 28 ¹ / ₂ " x 39 ¹⁵ / ₁₆ "	74
TH-64-BLU	64	BLUE	23 ¹ / ₂ " x 28 ¹ / ₂ " x 39 ¹⁵ / ₁₆ "	74

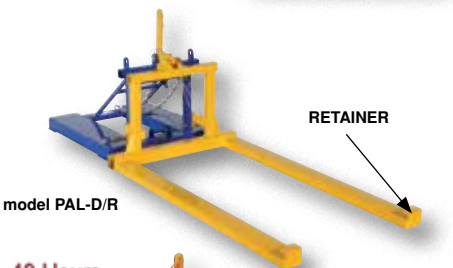


Trash Can Dumper

Lift, carry, and dump trash cans without leaving the seat of your fork truck. Simple design does not have any moving parts. Includes sloped guides to center container as it rotates. Pick-up hooks adjust from 4¹/₄" to 8¹/₄". Fork pockets (ID) 5⁵/₁₆" wide x 2⁵/₈" high on 30" centers. Welded steel construction with baked-in powder-coated toughness. Additional trash cans available.

MODEL NUMBER	DESCRIPTION	OVERALL SIZE (W x L x H)	UNIFORM CAPACITY	WEIGHT (POUND)
TCD-FM-E	DUMPER	36 ⁵ / ₈ " x 58 ³ / ₈ " x 9 ¹ / ₁₆ "	500 lb.	158

MODEL NUMBER	VOLUME (GALLONS)	COLOR	OVERALL SIZE (W x D x H)	WEIGHT (POUND)
TRASH CAN				
TH-64-GRN	64	GREEN	23 ¹ / ₂ " x 28 ¹ / ₂ " x 39 ¹⁵ / ₁₆ "	74
TH-64-GY	64	GRAY	23 ¹ / ₂ " x 28 ¹ / ₂ " x 39 ¹⁵ / ₁₆ "	74
TH-64-BLU	64	BLUE	23 ¹ / ₂ " x 28 ¹ / ₂ " x 39 ¹⁵ / ₁₆ "	74



Pallet Dumper/Retainer

Dump loaded pallets easily without leaving the seat of your fork truck with the all welded steel Pallet Dumper/Retainer. Unit slides onto forks and is secured by a safety restraint. Two retainers hold the pallet in place while dumping the contents into a hopper or dumpster. Once the retainers have cleared the opposite end of the pallet, raise the forks and the retainers will hold the pallet on the forks. Lift the pallet to the dumping height and rest the pallet on the edge of the dumpster. Pull the release cable, releasing the fork carriage, allowing the pallet to tilt, and dump the load into the hopper or dumpster. When finished, simply lower to the ground until the carriage latches.

MODEL NUMBER	FORK POCKETS (W x H)	FORK LENGTH	OVERALL WIDTH	UNIFORM CAPACITY	WEIGHT (POUND)
PAL-D/R	7 ¹ / ₂ " x 2 ¹ / ₂ "	52"	33"	2,000 lb.	300



Fork Truck Floor Scraper

Designed to turn your fork truck into a floor scraper. Works well in paint and finish rooms for removing over sprayed paint from floors. Simply slide fork into opening and attach safety restraint to carriage for safety. Features hardened scraping blade for long life and durability. Blade is mounted in pivot assembly to allow it to raise up with contact against a crack or rise in the floor. Heavy-duty welded steel construction. Painted finish.

MODEL NUMBER	BLADE WIDTH	OVERALL SIZE (W x L x H)	USABLE FORK OPENING (W x H)	WEIGHT (POUND)
SCRAPE-1	12"	13" x 36 ¹ / ₈ " x 8 ⁷ / ₁₆ "	9 ¹ / ₄ " x 3 ¹ / ₄ "	162

Work Platforms

Convenient fork truck work platforms quickly and safely raise maintenance personnel where they are needed. Attaches to fork truck by inserting forks into fork pockets and securing platform to fork truck. Fork locks secure platform to forks and a 36" long safety restraint with hook attaches platform to fork truck. 42" high handrail with 21" high mid-rail on three sides. 60" high expanded metal backing on fourth side (84" high backing to meet California OSHA specifications on models with suffix -84B). Includes diamond plate platform. The usable fork pockets are 7 $\frac{3}{4}$ "W x 3 $\frac{7}{8}$ "H in rear and 7 $\frac{3}{4}$ "W x 1 $\frac{7}{8}$ "H in front. A maximum of two people can be in the work platform at one time. Uniform weight capacity is 1,000 lb. evenly distributed. Welded steel construction. Baked-in powder-coated toughness. The Full Featured units include an emergency stop button kit and web lanyard with safety harness.



SINGLE SIDE DOOR ENTRY
series WP



SPRING LOADED
TINE LOCK



DUAL SIDE DOOR ENTRY
16" Wide Doors (shown with 84" high back)
series WP-DD



PIN STYLE TINE LOCK
IS STANDARD



MODEL NUMBER	PLATFORM SIZE (W x L)	FORK POCKET CENTERS	EXPANDED METAL BACK HEIGHT	WEIGHT (POUND)
SINGLE SIDE DOOR ENTRY				
WP-3636	36" x 36"	16"	60"	146
WP-3648	36" x 48"	16"	60"	165
WP-4848	48" x 48"	24"	60"	195
WP-4848-FF (FULL FEATURED)	48" x 48"	24"	60"	208
WP-3636-84B	36" x 36"	16"	84"	151
WP-3648-84B	36" x 48"	16"	84"	175
WP-4848-84B	48" x 48"	24"	84"	205
WP-4848-84B-FF (FULL FEATURED)	48" x 48"	24"	84"	218
DUAL SIDE DOOR ENTRY				
WP-3636-DD	36" x 36"	16"	60"	143
WP-3648-DD	36" x 48"	16"	60"	175
WP-4848-DD	48" x 48"	24"	60"	207
WP-4848-DD-FF (FULL FEATURED)	48" x 48"	24"	60"	220
WP-3636-84B-DD	36" x 36"	16"	84"	215
WP-3648-84B-DD	36" x 48"	16"	84"	183
WP-4848-84B-DD	48" x 48"	24"	84"	213
WP-4848-84B-DD-FF (FULL FEATURED)	48" X 48"	24"	84"	226

SEE THE FOLLOWING PAGE FOR OPTIONS

Stockpicker Work Platforms

Elevate personnel and pallets to overhead racks and shelving for safe and convenient access. Accommodates one person and a 42" long pallet. Attaches to fork truck by inserting forks into fork pockets and securing platform to fork truck. Pin style tine lock standard. 42" high handrail with 21" high mid-rail on two sides. 60" high expanded metal backing on fourth side (84" high backing to meet California OSHA specifications). Includes diamond floor plate platform and 36" long safety restraint with hook to attach platform to fork truck. Usable fork pocket size is 7 $\frac{1}{2}$ "W x 2 $\frac{1}{2}$ "H. Welded steel construction. Baked-in powder-coated toughness.

MODEL NUMBER	PLATFORM SIZE (W x L)	FORK POCKET CENTER	EXPANDED METAL BACK	UNIFORM CAPACITY	WEIGHT (POUND)
SP-175	30" x 20"	22 $\frac{1}{4}$ "	60"	4,000 lb.	174
SP-175-84B	30" x 20"	22 $\frac{1}{4}$ "	84"	4,000 lb.	190

SEE THE FOLLOWING PAGE FOR OPTIONS

Multi-Person Work Platforms

Multi-Person Work Platforms quickly and safely raise maintenance personnel where they are needed. Larger platform accommodates various applications. The work platform attaches to the fork truck by inserting the forks into the fork pockets and securing the platform to the fork truck. This Work Platform is made of square tube construction. Base and side curbs are formed from one piece of heavy gauge sheet for extra strength. Deck has slip resistant surface and fork pocket openings. Units feature safety pins behind each fork and heavy duty chains welded to the back frame of the platform which secure around the fork carriage. Hinged gate on the front of the unit has a pin safety lock built in. Painted safety yellow.

MODEL NUMBER	PLATFORM SIZE (W x L)	FORK POCKET CENTERS	EXPANDED METAL BACK	UNIFORM CAPACITY	WEIGHT (POUND)
WP-4072	40" x 72"	29"	63 $\frac{1}{8}$ "	1,200 lb.	406
WP-4096	40" x 96"	29"	63 $\frac{1}{8}$ "	1,500 lb.	470
WP-40120	40" x 120"	29"	63 $\frac{1}{8}$ "	1,800 lb.	800





Fold Down Work Platforms

Elevate personnel to overhead racks and shelving for safe and convenient access. When not in use, unit can be folded down and moved out of the way by just one person. Unit stores conveniently in a 4" deep bottom base, with a folded height of 11 5/8". Handrail is 38" high with 23 1/2" high mid-rail on three sides. 70" high expanded metal backing on fourth side (84" high backing to meet California OSHA specifications on models with suffix -84B). Includes diamond plate platform, tine lock, and a safety restraint to attach platform to fork truck. Usable fork pockets measure 7 7/8"W x 3 3/8"H on 27 3/4" centers. The overall size of the unit is 38"W x 38"L x 81 1/4"H (80 1/2"H model WP-3737-FD-84B). Folded size is 38"W x 38"L x 11 5/8"H. Baked-in powder-coated toughness. Steel construction.

MODEL NUMBER	PLATFORM SIZE (W x L)	FORK POCKET CENTER	EXPANDED METAL BACK	UNIFORM CAPACITY	WEIGHT (POUND)
WP-3737-FD	37" x 37"	27 3/4"	70"	600 lb.	227
WP-3737-FD-84B	37" x 37"	27 3/4"	84"	600 lb.	245

OPTIONAL 4" x 1 1/2" CASTERS (TWO RIGID & TWO SWIVEL), model WP-CAFD

Work Platform Options




4" x 1 1/4" Poly-on-Poly Casters, model WP-CA, allows you to move unit without the use of a fork truck. Two swivel casters and two swivel with brake.



Emergency Stop Button Kit, model WP-SB, allows the operator to shut off fork truck power from the work platform. Works with both gas and electric fork trucks.



Fluorescent Tube Caddy, model WP-TC, holds fluorescent light bulbs and other maintenance equipment.



Sliding Tool Tray, series WP-TT, available in 36" or 48" wide. Holds maintenance tools. For use with single door platforms.



Web Lanyard with Safety Harness, series WP-LH, protects worker in the event of a fall.

WORK PLATFORM OPTIONS		
MODEL NUMBER	DESCRIPTION	WEIGHT (POUND)
WP-CA	(4) 4" x 1 1/4" POLY CASTERS (INCLUDES FOUR)	9
WP-SB	EMERGENCY STOP BUTTON KIT	8
WP-SB-FTJB	EMERGENCY STOP FORK TRUCK JUNCTION BOX ONLY	3
WP-SB-WPJB	EMERGENCY STOP WORK PLATFORM JUNCTION BOX ONLY	6
WP-TC	STEEL FLUORESCENT TUBE CADDY	30
WP-TT36	SLIDING TOOL TRAY (36"W SINGLE DOOR WORK PLATFORM)	13
WP-TT48	SLIDING TOOL TRAY (48"W SINGLE DOOR WORK PLATFORM)	22
WP-FD-TT	OPTIONAL TOOL TRAY FOR FOLD-DOWN WORK PLATFORM	21
WP-WS	ADDITIONAL CAUTION SIGNS WITH MOUNTING HARDWARE	3
WP-DL	DOUBLE CHAIN DOOR LOCK	2

LANYARD WITH SAFETY HARNESS						
MODEL NUMBER	DESCRIPTION	SIZE	WAIST SIZE	CAPACITY	LENGTH OF LANYARD	WEIGHT (POUND)
WP-LH-S	HARNESS	SMALL	SEE BELOW	350 lb.	6 FEET	5
WP-LH-M	HARNESS	MEDIUM	SEE BELOW	350 lb.	6 FEET	5
WP-LH-L	HARNESS	LARGE	SEE BELOW	350 lb.	6 FEET	5
WP-LH-XL	HARNESS	X-LARGE	SEE BELOW	350 lb.	6 FEET	5
WP-LH-XXL	HARNESS	XX-LARGE	SEE BELOW	350 lb.	6 FEET	5
WP-LH-XXXL	HARNESS	XXX-LARGE	SEE BELOW	350 lb.	6 FEET	7


HARNESS SIZING CHART						
HEIGHT	CHEST SIZE					
	34" - 36"	38" - 40"	42" - 44"	46" - 48"	50" - 54"	56" - 60"
SMALL (5'4" to 5'7")	SMALL	SMALL	MEDIUM	LARGE	X-LARGE	XX-LARGE
REGULAR (5'8" to 5'11")	SMALL	MEDIUM	LARGE	X-LARGE	XX-LARGE	XXX-LARGE
TALL (6'0" to 6'3")	MEDIUM	MEDIUM	LARGE	X-LARGE	XX-LARGE	XXX-LARGE
EXTRA TALL (6'3" PLUS)	LARGE	LARGE	X-LARGE	X-LARGE	XX-LARGE	XXX-LARGE

Lift Master Booms

Unique performance, convenience, and safety features are built into every Lift Master Boom. Fabricated from structural steel with welding to meet AWS creates a rugged and durable boom that will provide long term service. Telescopic units come with an infinitely adjustable locking screw (except orbit booms which feature a locking detent). Fork pockets for 4,000 pound uniform capacity models measure 7½"W x 2½"H usable on 24" centers. Usable fork pockets are 7¼"W x 2¼"H for 6,000 and 8,000 pound uniform capacity models. Optional fork pocket centers available, contact factory. A safety restraint secures the boom to the fork truck for safe operation. Each unit includes two lifting hooks.



ORBITING BOOM
model LM-OBT-4-24



LIFT MASTER BOOM
model LM-1T-4-36



ECONOMY BOOM
model LM-EBT-4-24



FIXED 15° BOOM
model LM-F15-4-24

MODEL NUMBER	DESCRIPTION	OVERALL HEIGHT	OVERALL EXTENDED LENGTH	UNIFORM CAPACITY	WEIGHT (POUND)
TELESCOPING STYLE					
LM-1T-4-24	LIFT MASTER BOOM	25 ⁷ / ₈ "	151 ¹ / ₄ "	4,000 lb.	425
LM-OBT-4-24	ORBIT BOOM	27 ¹¹ / ₁₆ "	146 ⁵ / ₈ "	4,000 lb.	433
LM-HRT-4-24	HIGH-RISE BOOM	79 ¹³ / ₁₆ "	92 ⁵ / ₈ "	4,000 lb.	950
LM-EBT-4-24	ECONOMY BOOM	13 ¹ / ₂ "	151 ¹ / ₂ "	4,000 lb.	333
LM-F15-4-24	FIXED 15 DEGREES	33"	147"	4,000 lb.	370
LM-1T-6-24	LIFT MASTER BOOM	25 ⁷ / ₈ "	151 ¹ / ₄ "	6,000 lb.	480
LM-OBT-6-24	ORBIT BOOM	27 ¹¹ / ₁₆ "	146 ⁵ / ₈ "	6,000 lb.	476
LM-HRT-6-24	HIGH-RISE BOOM	79 ¹³ / ₁₆ "	92 ⁵ / ₈ "	6,000 lb.	950
LM-EBT-6-24	ECONOMY BOOM	13 ¹ / ₂ "	151 ¹ / ₂ "	6,000 lb.	377
LM-1T-8-24	LIFT MASTER BOOM	26 ⁹ / ₁₆ "	149 ¹ / ₈ "	8,000 lb.	647
LM-OBT-8-24	ORBIT BOOM	28 ⁷ / ₈ "	148 ¹ / ₂ "	8,000 lb.	622
LM-EBT-8-24	ECONOMY BOOM	15"	149 ³ / ₈ "	8,000 lb.	577
NON-TELESCOPING STYLE					
LM-1NT-4-24	LIFT MASTER BOOM	24 ¹³ / ₁₆ "	81 ¹ / ₂ "	4,000 lb.	333
LM-OBNT-4-24	ORBIT BOOM	26 ⁵ / ₈ "	80 ⁷ / ₈ "	4,000 lb.	337
LM-HRNT-4-24	HIGH-RISE BOOM	78 ⁹ / ₁₆ "	50 ³ / ₈ "	4,000 lb.	810
LM-EBNT-4-24	ECONOMY BOOM	13 ⁵ / ₁₆ "	81 ⁵ / ₈ "	4,000 lb.	258
LM-1NT-6-24	LIFT MASTER BOOM	24 ¹³ / ₁₆ "	81 ¹ / ₂ "	6,000 lb.	489
LM-OBNT-6-24	ORBIT BOOM	26 ⁵ / ₈ "	80 ⁷ / ₈ "	6,000 lb.	391
LM-HRNT-6-24	HIGH-RISE BOOM	78 ⁹ / ₁₆ "	50 ³ / ₈ "	6,000 lb.	697
LM-EBNT-6-24	ECONOMY BOOM	13 ¹⁵ / ₁₆ "	81 ⁵ / ₈ "	6,000 lb.	291
LM-1NT-8-24	LIFT MASTER BOOM	23 ¹ / ₂ "	80 ¹ / ₈ "	8,000 lb.	476
LM-OBNT-8-24	ORBIT BOOM	25 ¹ / ₈ "	79 ¹ / ₂ "	8,000 lb.	792
LM-EBNT-8-24	ECONOMY BOOM	11 ¹ / ₂ "	80 ³ / ₈ "	8,000 lb.	418

LARGER FORK POCKETS 7"W x 3"H (inside dimensions), model LM-FP-37
LARGER FORK POCKETS 9"W x 3"H (inside dimensions), model LM-FP-39



HIGH-RISE BOOM
model LM-HRNT-4-24



LIFT MASTER BOOM
model LM-1T-8-24



NON-TELESCOPING ECONOMY BOOM
model LM-EBNT-4-24



SHORTY BOOM
model LMS-EBT-46-8



NON-TELESCOPING SHORTY BOOM
model LMS-EBNT-40-4



Shorty Lift Master Booms

Short boom length is ideal for tight areas. Choose either telescoping or non-telescoping design. Includes built-in fork pockets, safety restraint, and two lifting hooks. Overall width is 32". Steel construction.

MODEL NUMBER	DESCRIPTION	OVERALL HEIGHT	OVERALL LENGTH	UNIFORM CAPACITY	WEIGHT (POUND)
LMS-EBT-46-4	TELESCOPING	13 ¹ / ₂ "	55 ¹ / ₄ " to 93"	4,000 lb.	248
LMS-EBT-46-6	TELESCOPING	13 ¹ / ₂ "	55 ¹ / ₄ " to 93"	6,000 lb.	296
LMS-EBT-46-8	TELESCOPING	15"	53 ⁷ / ₈ " to 90 ⁷ / ₈ "	8,000 lb.	430
LMS-EBNT-40-4	NON-TELESCOPING	13 ⁵ / ₁₆ "	50 ³ / ₄ "	4,000 lb.	214
LMS-EBNT-40-6	NON-TELESCOPING	13 ⁵ / ₁₆ "	50 ³ / ₄ "	6,000 lb.	244
LMS-EBNT-40-8	NON-TELESCOPING	11 ¹ / ₂ "	49 ³ / ₈ "	8,000 lb.	320



SINGLE FORK
series S-FORK

DOUBLE FORK
series D-FORK



SINGLE FORK
AUTO-TENSION
model S-FORK-4-AT



Hoisting Hooks

Convert your fork truck into a hook with anchor in a matter of seconds. The easy to attach Hoisting Hook does not require the assistance of special tools. Secured to the fork truck by means of a 48" long safety restraint and screw clamps. Available in single or double fork design. Hook with shackle included.

Model S-FORK-4-AT, Auto-Tension Hoisting Hook, offers a unique design and adds tension as weight is added. Hook with shackle included. Secured to the fork truck by means of a 48" long safety restraint and tine lock, this unit has a yellow baked-in powder-coated toughness.

MODEL NUMBER	DESCRIPTION HOOK TYPE	USABLE FORK POCKET SIZE (W x H)	UNIFORM CAPACITY	WEIGHT (POUND)
S-FORK-4/6-RL	SINGLE FORK/RIGID	6" x 2¼"	4,000 lb.	15
S-FORK-4/6-SL	SINGLE FORK/SWIVEL	6" x 2¼"	4,000 lb.	15
D-FORK-4-RL	DOUBLE FORK/RIGID	7¼" x 2½"	4,000 lb.	31
D-FORK-4-SL	DOUBLE FORK/SWIVEL	7¼" x 2½"	4,000 lb.	31
D-FORK-10-SL	DOUBLE FORK/SWIVEL	6 ⁵ / ₁₆ " x 3½"	10,000 lb.	53
S-FORK-4-AT	SWIVEL, SINGLE AUTO-TENSION	5½" x 1½"	4,000 lb.	24

Forklift Lifting Beam

A Forklift Lifting Beam is the perfect asset for maneuvering and transferring heavy objects. The centrally located shackle between two fork pockets allow the user to safely attach to the unit and transport to the desired location. Hooks are also attached to the outside of the unit for a more secure lifting experience. The strong steel construction with a bright finish enables high visibility from both near and far. Secure to the fork truck by means of a 48" long safety restraint and screw clamps.



LIFTING BEAM
model FLB-D-10



MODEL NUMBER	OVERALL SIZE (W x L x H)	USABLE FORK POCKET SIZE (W x H)	UNIFORM CAPACITY	WEIGHT (POUND)
FLB-D-10	4¾" x 40" x 15"	7" x 2½" (13" centers)	10,000 lb.	112

Hook Plates

Hook Plates enable any fork truck to safely lift a load using chains, cables, or slings. Features slanted fork openings measuring 6½" wide by 1¾" high to prevent the hook plate from being used upside down. A hook with anchor shackle is included. A safety restraint secures the unit to the fork truck.




HOOK PLATE
model LM-HP4-R



MODEL NUMBER	HOOK TYPE	HEIGHT W/O HOOK	OVERALL WIDTH	UNIFORM CAPACITY	WEIGHT (POUND)
LM-HP4-S	SWIVEL	6"	24"	4,000 lb.	23
LM-HP4-R	RIGID	6"	24"	4,000 lb.	23
LM-HP6-S	SWIVEL	6"	24"	6,000 lb.	25

Fork Truck Bases with Optional Tow Balls & Pintle Hook

Convert your fork truck into a tow truck for moving trailers and other portable equipment. Simple design slides onto forks and secures into place with pin style tine locks and a safety restraint. Welded steel construction with blue baked-in powder-coated toughness. 5"W x 2"H usable fork pockets. Optional pintle hook, tow balls, lifting hooks and hitch (see below) available. Bolt on design. *Never exceed the 4,000 lb. capacity of the hook base. An attachment does not increase the total capacity of the unit.*



FORK TRUCK BASE
model HOOK-BASE-38



MODEL NUMBER	DESCRIPTION	FORK LENGTH	LENGTH TO CENTER OF BALL	UNIFORM CAPACITY	WEIGHT (POUND)
HOOK-BASE-32	FORK BASE	36"	32 ³ / ₈ "	4,000 lb.	139
HOOK-BASE-38	FORK BASE	42"	38 ³ / ₈ "	4,000 lb.	162
HOOK-BASE-44	FORK BASE	48"	44 ³ / ₈ "	4,000 lb.	166

ABOVE MODELS WORK WITH BALL-178, BALL-200, BALL-2516, HOOK-S-4, HOOK-R-4, PINTLE, HITCH-3B



PINTLE HOOK
model PINTLE

TOW BALLS
series BALL

MODEL NUMBER	DESCRIPTION	BALL DIAMETER	SHANK DIAMETER	UNIFORM CAPACITY	WEIGHT (POUND)
BALL-178	TOW BALL	1 ⁷ / ₈ "	1"	2,000 lb.	3
BALL-200	TOW BALL	2"	1"	5,000 lb.	3
BALL-2516	TOW BALL	2 ⁵ / ₁₆ "	1"	5,000 lb.	4

MODEL NUMBER	DESCRIPTION	JAW OPENING	UNIFORM TONGUE CAPACITY	UNIFORM TOW CAPACITY	WEIGHT (POUND)
PINTLE	PINTLE HOOK	1¾"	2,000 lb.	10,000 lb.	11

Three Ball Tow Hitch

The Three Ball Hitch can easily be attached to a fork truck base and used in a wide variety of applications. The unit features three different sized ball hitches on one unit for user convenience. Steel construction with powder coat black finish. Capacities below are uniform capacities.

MODEL NUMBER	BALL 1 SIZE	BALL 1 CAPACITY	BALL 2 SIZE	BALL 2 CAPACITY	BALL 3 SIZE	BALL 3 CAPACITY	WEIGHT (POUND)
HITCH-3B	2 ⁵ / ₁₆ "	7,500 lb.	2"	3,500 lb.	1 ⁷ / ₈ "	2,000 lb.	11

Hooks with Shackle

Easily connects to Hoisting Hooks, Hook Plates, or Booms. Available in swivel or rigid styles. Variety of capacities available. Forged steel construction.

MODEL NUMBER	DESCRIPTION	UNIFORM LIFTING CAPACITY	WEIGHT (POUND)
HOOK-S-4 [Ⓢ]	LATCHING SWIVEL HOOK WITH SHACKLE	4,000 lb.	4
HOOK-S-6 [Ⓢ]	LATCHING SWIVEL HOOK WITH SHACKLE	6,000 lb.	5
HOOK-S-10 [Ⓢ]	LATCHING SWIVEL HOOK WITH SHACKLE	10,000 lb.	14
HOOK-R-4 [Ⓢ]	RIGID GRAB HOOK WITH SHACKLE	4,000 lb.	3

Forklift Hitch

Forklift Hitch is a superb addition to most manufacturing and maintenance facilities. Strong steel construction allows for long term use, even in the harshest of conditions. 3-ball hitch attachment can be removed and rotated to desired ball. Maximum push capacity for each ball size; 1⁷/₈" = 2,000 lb., 2" = 3,500 lb., 2-5/16" = 7,500 lb. The hitch includes a yellow finish for clear visibility. To use slide the forklift forks in to the unit and secure safety chain to forklift. Once in place, the unit is ready to be hitched to the desired equipment. Includes 56" long chain to secure to forklift. Not intended for pulling.

MODEL NUMBER	OVERALL SIZE (W x L x H)	USABLE FORK POCKET (W x H)	MAXIMUM TONGUE LOAD	WEIGHT (POUND)
FTTM-2	14 ¹ / ₂ " x 20 ⁹ / ₁₆ " x 8 ¹ / ₁₆ "	4 ⁵ / ₁₆ " x 11 ¹ / ₁₆ "	1,500 lb.	44

Bag Lifter

The Bag Lifter is ideal for industrial and manufacturing settings. The unit is constructed of powder coated steel for durability and added strength. The lifter can be used with the center mounted hook point for balanced lifting capabilities with an overhead hoist or with a forklift by utilizing the attached fork pockets (retaining strap included). After choosing which lifting style is best, secure the loops of the bag to the four strap points for safe maneuvering and transporting.

MODEL NUMBER	OVERALL SIZE (W x L x H)	UNIFORM CAPACITY	WEIGHT (POUND)
BBL-4	53 ¹ / ₂ " x 39 ¹⁵ / ₁₆ " x 10 ⁷ / ₁₆ "	4,000 lb.	118

Loading Platforms for Fork Truck

Allows fork trucks to load/unload items into trucks and trailers. Maximum uniform weight capacity is 2,000 pounds. (dependent on fork truck capacity). Includes 12" fold-down lip to help with transition. Side guard toeboards are 6" high. Four tie-down rings are included for securing equipment (tie downs not included). Diamond plate floor for extra traction. Safety restraint is included to secure platform to fork truck. Steel construction with blue baked-in powder-coated toughness.

MODEL NUMBER	USABLE PLATFORM SIZE (W x L)	UNIFORM CAPACITY	USABLE FORK POCKET SIZE (W x H)	WEIGHT (POUND)
FTLP-5454	54" x 54"	2,000 lb.	7 ¹ / ₂ " x 2 ¹ / ₂ "	337
FTLP-5454-HR*	51" x 48 ¹ / ₂ "	2,000 lb.	7 ¹ / ₂ " x 2 ¹ / ₂ "	407

*FEATURES HANDRAIL ON TWO SIDES, BACK MESH SCREEN, & CHAINS

Fork Extension Storage Rack

Install or remove fork extensions without lifting, pushing, or getting off the fork truck. Easy to use: A) Drive in so tips of forks are over elevated bar. B) Lower forks until they nest in channel in base of rack. C) Back fork truck out of fork restraining straps. Fork extensions not included.

MODEL NUMBER	OVERALL SIZE (W x D x H)	MINIMUM / MAXIMUM FORK EXTENSION LENGTH	WEIGHT (POUND)
FORK-R-54 [Ⓢ]	40" x 46" x 54"	60" / 96"	165

48 Hours
to Ship

THREE BALL
TOW HITCH
model HITCH-3B




RIGID HOOK
WITH SHACKLE
model HOOK-R-4

48 Hours
to Ship



SWIVEL HOOK
WITH SHACKLE
model HOOK-S-4

FORK LIFT HITCH
model FTTM-2

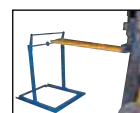


BAG LIFTER
model BBL-4




model
FTLP-5454-HR

48 Hours
to Ship



YouTube


model
FORK-R-54




[YouTube](#)




STANDARD LOOP STYLE



HOT DIPPED GALVANIZED FINISH SHOWN. OTHER SPECIALTY FINISHES AVAILABLE, CONTACT FACTORY.



PIN STYLE • Suffix P



REAR SPACER • Suffix RS

Rear Spacer (suffix RS): Load pallets into rear of trailer conveniently and easily. Practical for pushing pallets two or three deep into a trailer. This option is factory installed and must be ordered with fork extensions. Contact factory for pricing.

Fork Extensions

Provide the extra support needed to lift long or large objects with a fork truck. Welded steel construction with cast steel tips. Steel retaining strap (loop style) prevents fork extensions from sliding off forks during use. Baked-in powder-coated toughness. OSHA regulations require that extensions are no more than 150% of the existing fork length. (e.g. 48" existing forks, the fork extension should not exceed 72"). Maximum uniform capacity is 4,000 pounds evenly distributed per pair.

Loop Style: Insert loop at the tip of the fork and slide it up at a 45° angle. Then, lay it down over the existing fork.

Pin Style (suffix P): Remove pin and lay extension over fork or drive fork truck into the extension. Re-insert the pin behind the heel of the fork to secure extension.

MODEL NUMBER	ACCOMMODATES FORK WIDTH	FORK EXTENSION INSIDE WIDTH	USABLE LENGTH	MAXIMUM FORK THICKNESS	WEIGHT PAIR (LB.)
LOOP STYLE					
FE-4-48	4"	4½"	48"	2"	74
FE-4-54	4"	4½"	54"	2"	84
FE-4-63	4"	4½"	63"	2"	98
FE-4-66	4"	4½"	66"	2"	100
FE-4-72	4"	4½"	72"	2"	114
FE-4-84	4"	4½"	84"	2"	145
FE-4-90	4"	4½"	90"	2"	166
FE-4-96	4"	4½"	96"	2"	172
FE-5-48	5"	5½"	48"	2"	86
FE-5-54	5"	5½"	54"	2"	96
FE-5-63	5"	5½"	63"	2"	110
FE-5-66	5"	5½"	66"	2"	116
FE-5-72	5"	5½"	72"	2"	128
FE-5-84	5"	5½"	84"	2"	160
FE-5-90	5"	5½"	90"	2"	179
FE-5-96	5"	5½"	96"	2"	191
FE-6-48	6"	6½"	48"	2½"	94
FE-6-54	6"	6½"	54"	2½"	104
FE-6-63	6"	6½"	63"	2½"	116
FE-6-66	6"	6½"	66"	2½"	128
FE-6-72	6"	6½"	72"	2½"	134
FE-6-84	6"	6½"	84"	2½"	190
FE-6-90	6"	6½"	90"	2½"	204
FE-6-96	6"	6½"	96"	2½"	218
PIN STYLE					
FE-4-48-P	4"	4½"	48"	2"	75
FE-4-54-P	4"	4½"	54"	2"	85
FE-4-63-P	4"	4½"	63"	2"	99
FE-4-66-P	4"	4½"	66"	2"	101
FE-4-72-P	4"	4½"	72"	2"	115
FE-4-84-P	4"	4½"	84"	2"	155
FE-4-90-P	4"	4½"	90"	2"	167
FE-4-96-P	4"	4½"	96"	2"	173
FE-4-108-P	4"	4½"	108"	2"	193
FE-4-120-P	4"	4½"	120"	2"	220
FE-5-48-P	5"	5½"	48"	2"	87
FE-5-54-P	5"	5½"	54"	2"	97
FE-5-63-P	5"	5½"	63"	2"	111
FE-5-66-P	5"	5½"	66"	2"	117
FE-5-72-P	5"	5½"	72"	2"	129
FE-5-84-P	5"	5½"	84"	2"	161
FE-5-90-P	5"	5½"	90"	2"	180
FE-5-96-P	5"	5½"	96"	2"	192
FE-5-108-P	5"	5½"	108"	2"	216
FE-5-120-P	5"	5½"	120"	2"	230
FE-6-48-P	6"	6½"	48"	2½"	95
FE-6-54-P	6"	6½"	54"	2½"	105
FE-6-63-P	6"	6½"	63"	2½"	117
FE-6-66-P	6"	6½"	66"	2½"	129
FE-6-72-P	6"	6½"	72"	2½"	135
FE-6-84-P	6"	6½"	84"	2½"	187
FE-6-90-P	6"	6½"	90"	2½"	190
FE-6-96-P	6"	6½"	96"	2½"	214
FE-6-108-P	6"	6½"	108"	2½"	216
FE-6-120-P	6"	6½"	120"	2½"	230

Round or Triangular Fork Extensions

Ideal for moving around large rolls of material. Available in round or triangular style. Baked-in powder-coated toughness. To install, insert loop at the tip of the fork and slide it up at a 45° angle. Then, lay it down over the fork. OSHA regulations require that extensions do not exceed the length of the existing fork length by more than 150% (e.g. 48" existing forks, the fork extension should not exceed 72").


MODEL NUMBER	ACCOMMODATES FORK WIDTH	FORK EXTENSION INSIDE WIDTH	USABLE LENGTH	MAX. FORK THICKNESS	WEIGHT PAIR (LB.)
ROUND EXTENSIONS					
FE-4-54-R	4"	4½"	54"	2"	82
FE-4-63-R	4"	4½"	63"	2"	96
FE-5-54-R	5"	5½"	54"	2"	96
FE-5-63-R	5"	5½"	63"	2"	110
TRIANGULAR EXTENSIONS					
FE-4-54-T	4"	4½"	54"	2"	84
FE-4-63-T	4"	4½"	63"	2"	98
FE-5-54-T	5"	5½"	54"	2"	96
FE-5-63-T	5"	5½"	63"	2"	110



Fork Rear Spacers

Insert the loop at the tip of the fork and slide it up at a 45° angle. Then, lay it down over the existing forks. Practical for pushing pallets two or three deep into a trailer conveniently and easily.

MODEL NUMBER	ACCOMMODATES FORK WIDTH	SPACER LENGTH	MAXIMUM FORK THICKNESS	WEIGHT PAIR (LB.)
FRS-4-12	4"	12"	2"	36
FRS-5-12	5"	12"	2"	41
FRS-6-12	6"	12"	2"	44



Roller Forks

Mechanical forks designed to reduce costs through pallet-less handling. Ideal for FIBC bags, (large bulk sacks), slip-sheeted goods, and corrugated bundles as well as regular pallets. Use with standard lift truck forks providing greater operational versatility. The unique series of dual-roller cartridges allow the forks to place and retrieve heavy loads quickly and easily. See website for additional sizes.

MODEL NUMBER	WIDTH	LENGTH	HEAL THICKNESS	MOUNTING CLASS	UNIFORM CAPACITY	WEIGHT (POUND)
RF-20-42	7.5"	43.3"	1.9"	II	2,200 lb.	286
RF-20-48	7.5"	47.2"	1.9"	II	2,200 lb.	297
RF-30-42	6.3"	43.3"	1.9"	II/III	3,300 lb.	272
RF-30-48	6.3"	47.2"	1.9"	II/III	3,300 lb.	255
RF-40-42	8.25"	43.3"	2.3"	II	4,400 lb.	326
RF-40-48	8.25"	47.2"	2.3"	II	4,400 lb.	341
RF-50-42	8.25"	43.3"	2.3"	II/III	5,300 lb.	335
RF-50-48	8.25"	47.2"	2.3"	II/III	5,300 lb.	353
RF-60-42	12.2"	43.3"	2.3"	II/III	6,600 lb.	562
RF-60-48	12.2"	47.2"	2.3"	II/III	6,600 lb.	595



Fork Lift Loading Attachment

The Dock-Pro™ can increase company productivity and reduce injury. The unit is easy to use, involves low maintenance, and comes with a 96" long conveyor and safety lock. It is adjustable to 30½" below dock height and is adaptable to most fork lifts with custom designs available. The Dock-Pro™ is a fork lift attachment designed to help load and carry material from loading dock fork lift to pickup truck. It is designed to be safe, productive, and cost effective. Safety restraint is included to secure unit to fork truck.

MODEL NUMBER	OVERALL SIZE (W x L x H)	FORK POCKET SIZE (W x L)	UNIFORM CAPACITY	WEIGHT (POUND)
DP-3896-15	39½" x 143" x 40"	5½" x 2½"	1,500 lb.	1090

Fork Lifter

Designed to quickly and easily attach or remove forged steel forks from a carriage. The lifter features six different hook points to balance a variety of fork lengths. Two tightening knobs are included to secure the fork to the lifter when being moved. Steel construction with tough-baked in powder-coated yellow finish.




New



MODEL NUMBER	OVERALL SIZE (W x L x H)	FORK POCKET (W x H)	UNIFORM CAPACITY	WEIGHT (POUND)
FORK-P	6" x 18½" x 14"	5½" x 3"	400 lb.	30

YouTube



Forklift Safety Fork Pads

Protect your employees with these Safety Fork Pads. Designed to cover the sharp ends of the forklift forks (when not in use) with a durable polyurethane cushion, reducing the risk of head or leg injuries.

MODEL NUMBER	OVERALL DIMENSIONS (W x H x L)	INSIDE (FLEXIBLE) FORK OPENING (W x H)	COLOR	WEIGHT PAIR (LB.)
SFP-T-O	6¼" x 1½" x 7½"	5½" x ¾"	ORANGE	5
SFP-T-Y	6¼" x 1½" x 7½"	5½" x ¾"	YELLOW	5
SFP-T-GN	6¼" x 1½" x 7½"	5½" x ¾"	GREEN	5




48 Hours to Ship

Polyethylene Fork Blade Protectors

Prevent damage to packages and skids from sharp edges of fork truck forks with blunt end Fork Blade Protectors. Hide unsightly scratches and gouges on your forks as well. Constructed from lightweight 100% polyethylene material. Simply slide over forks. Held in place with a clevis pin and cotter pin.

MODEL NUMBER	ACCOMMODATES FORK WIDTH	OVERALL WIDTH	ACCOMMODATES FORK LENGTH	MAXIMUM FORK THICKNESS	WEIGHT PAIR (LB.)
F4-36	4"	4¾"	36"	2"	6
F4-42	4"	4¾"	42"	2"	7
F4-48	4"	4¾"	48"	2"	8
F4-60	4"	4¾"	60"	2"	10



Forged Steel Forks

Change your current fork length or buy an extra pair of forks for an emergency with our Forged Steel Forks. Forks are 4" wide each. Designed for class II carriage mounting. Meets I.T.A. standards. Available with and without carriage pin.



CARRIAGE PIN

model F4-1.50-60-CPL



model F4-1.50-42

48 Hours to Ship

MODEL NUMBER	LENGTH (INCHES)	THICKNESS (INCHES)	UNIFORM CAPACITY	WEIGHT PAIR (LB.)
CARRIAGE PIN INCLUDED				
F4-1.25-36-CPL	36	1¼"	3,000 lb.	201
F4-1.25-48-CPL	48	1¼"	3,000 lb.	205
F4-1.50-36-CPL	36	1½"	4,000 lb.	210
F4-1.50-42-CPL	42	1½"	4,000 lb.	249
F4-1.50-48-CPL	48	1½"	4,000 lb.	277
F4-1.50-60-CPL	60	1½"	4,000 lb.	328
F4-1.75-36-CPL	36	1¾"	5,000 lb.	251
F4-1.75-42-CPL	42	1¾"	5,000 lb.	277
F4-1.75-48-CPL	48	1¾"	5,000 lb.	309
F4-1.75-60-CPL	60	1¾"	5,000 lb.	344
CARRIAGE PIN IS "NOT" INCLUDED				
F4-1.25-36	36	1¼"	3,000 lb.	201
F4-1.25-48	48	1¼"	3,000 lb.	205
F4-1.50-36	36	1½"	4,000 lb.	210
F4-1.50-42	42	1½"	4,000 lb.	249
F4-1.50-48	48	1½"	4,000 lb.	277
F4-1.50-60	60	1½"	4,000 lb.	328
F4-1.75-36	36	1¾"	5,000 lb.	251
F4-1.75-42	42	1¾"	5,000 lb.	277
F4-1.75-48	48	1¾"	5,000 lb.	309
F4-1.75-60	60	1¾"	5,000 lb.	344



Fork Truck Fork Caddy

Transport fork truck forks easily and safely. This caddy allows the user to easily remove and install forks onto a fork truck. This is usually a dangerous and time consuming process, but our fork caddy makes this a breeze. Baked-in powder-coated toughness.

After transporting the fork to the fork truck, rotate the handle 90°. Slide the fork onto the mast. The Fork Caddy has easy-grip handles and rolls smoothly on two swivel casters. A star knob secures the fork into the caddy to keep it in place while transporting. The comfort-grip handle pivots up to 180° to allow for easier mobility. The Fork Caddy is lightweight and small enough for easy storage as well.



48 Hours to Ship

POWDER COATED TOUGH

YouTube

MODEL NUMBER	USABLE SIZE (W x H)	CASTERS	UNIFORM CAPACITY	WEIGHT (POUND)
FC-29	6 ⁵ / ₈ " x 2 ⁹ / ₁₆ "	3" x 1¼" SWIVEL	300 lb.	31

Rug Rams/Carpet Poles

Transport rolls of carpet with our sturdy Rug Rams/Carpet Poles. Available in either carriage or fork mounted styles. 2¾" diameter high strength, rotatable, replaceable pole has tapered tip. All units are made of steel construction and painted blue.

Fork Mounted Rug Rams feature 7⅝" wide by 2⅝" high usable fork pockets on CRF models and 7½" wide by 2½" high on CRP models. 24" centers standard. Safety restraint is included to secure unit to fork truck.

Carriage Mounted Rug Rams are available in class II or III and feature a spring loaded locking pin to secure them to the carriage.

MODEL NUMBER	POLE LENGTH	POLE DIAMETER	CARRIAGE CLASS	UNIFORM CAPACITY	WEIGHT (POUND)
FORK MOUNTED - INVERTED					
CRP-108	108½"	2¾"	N/A	2,500 lb.	466
CRP-120	120½"	2¾"	N/A	2,200 lb.	488
CRP-144	144½"	2¾"	N/A	1,800 lb.	528
FORK MOUNTED					
CRF-108	108½"	2¾"	N/A	2,500 lb.	389
CRF-120	120½"	2¾"	N/A	2,200 lb.	424
CRF-144	144½"	2¾"	N/A	1,800 lb.	450
CARRIAGE MOUNTED - CLASS II					
CR-108-2	108½"	2¾"	2	2,500 lb.	287
CR-120-2	120½"	2¾"	2	2,200 lb.	310
CR-144-2	144½"	2¾"	2	1,800 lb.	342
CARRIAGE MOUNTED - CLASS III					
CR-108-3	108½"	2¾"	3	2,500 lb.	296
CR-120-3	120½"	2¾"	3	2,200 lb.	316
CR-144-3	144½"	2¾"	3	1,800 lb.	478

CUSTOM SIZES AVAILABLE, CONTACT FACTORY

Coil Rams/Lifters

Coil Lifters are used to easily maneuver many types of coiled material. The Coil Lifters are available in both class II carriage mount and fork mount. To accommodate multiple core sizes and capacities, units can be ordered with either a 4½" or 5⅝" diameter ram pole. Sturdy steel construction and painted blue. Fork mounted units feature 7½"W x 2½"H (usable) fork pockets on 24" centers. Carriage mounted units are secured the unit to the fork truck carriage with a spring loaded lock pin.

MODEL NUMBER	LENGTH	POLE DIAMETER	CARRIAGE CLASS	UNIFORM CAPACITY	WEIGHT (POUND)
FORK MOUNTED - INVERTED					
CCF-24-4	24"	4½"	N/A	3,000 lb.	258
CCF-36-4	36"	4½"	N/A	3,000 lb.	273
CCF-48-4	48"	4½"	N/A	3,000 lb.	288
CCF-60-4	60"	4½"	N/A	3,000 lb.	300
CCF-24-5	24"	5⅝"	N/A	5,500 lb.	267
CCF-36-5	36"	5⅝"	N/A	5,500 lb.	281
CCF-48-5	48"	5⅝"	N/A	5,500 lb.	306
CCF-60-5	60"	5⅝"	N/A	5,500 lb.	320
CARRIAGE MOUNTED - CLASS II					
CCM-24-4	24"	4½"	2	3,000 lb.	144
CCM-36-4	36"	4½"	2	3,000 lb.	159
CCM-48-4	48"	4½"	2	3,000 lb.	174
CCM-60-4	60"	4½"	2	3,000 lb.	189
CCM-24-5	24"	5⅝"	2	5,500 lb.	158
CCM-36-5	36"	5⅝"	2	5,500 lb.	179
CCM-48-5	48"	5⅝"	2	5,500 lb.	200
CCM-60-5	60"	5⅝"	2	5,500 lb.	220
CARRIAGE MOUNTED - CLASS III					
CCM-24-4-CL3	24"	4½"	3	3,000 lb.	160
CCM-36-4-CL3	36"	4½"	3	3,000 lb.	175
CCM-48-4-CL3	48"	4½"	3	3,000 lb.	190
CCM-60-4-CL3	60"	4½"	3	3,000 lb.	205
CCM-24-5-CL3	24"	5⅝"	3	5,500 lb.	175
CCM-36-5-CL3	36"	5⅝"	3	5,500 lb.	195
CCM-48-5-CL3	48"	5⅝"	3	5,500 lb.	216
CCM-60-5-CL3	60"	5⅝"	3	5,500 lb.	237




FORK MOUNTED - INVERTED
series CRP




FORK MOUNTED
series CRF



CARRIAGE MOUNTED
series CR



FORK MOUNTED - INVERTED
series CCF




CARRIAGE MOUNTED
series CCM



model VSWP-48



model VPS-60



model VSWP-48-MG



model VSWP-60-DM

model VSP-EMK


48 Hours
to Ship




model MS-36



model HDMS-48



model HFMS-48



model HDFMS-36

48 Hours
to Ship

Fork Truck Mounted Brush Sweepers

Fork Truck Brush Sweepers are ideal for interior and exterior commercial sweeping. Great for cleanup applications; docks, warehouses, and parking lots. Lightweight aluminum body with polypropylene bristles. Powder coat finish. Attach unit by sliding forks into pockets and securing with locking screws.

Optional Magnets are a great asset to manufacturing and construction facilities. Enables the user to collect material in fewer passes. For best use, attach the magnet to the front of the existing broom and fasten to the forklift. Once in place, while traversing the desired area the magnet will detect metal items before they get caught in the bristles of the broom. Works with series VSWP and VPS.

The optional Edge Markers work with the deluxe brush sweeper series VPS. The 36" high markers are a visible indicator of the edge of the room for safety precautions. The units height allows the user to be informed while still maintaining the proper drive position.

Optional Dust Mop attaches to collect dust and fine particles on smooth floors. Works with series VSWP and VPS.

MODEL NUMBER	OVERALL SIZE (W x D x H)	FORK POCKET (W x D x H)	SWEEPING WIDTH	BRISTLE LENGTH	WEIGHT (POUND)
ECONOMY BRUSH SWEEPERS					
VSWP-48	48" x 5" x 9"	5" x 8" x 2"	48"	8"	43
VSWP-60	61" x 5" x 9"	5" x 8" x 2"	60"	8"	51
VSWP-48-RB	48" REPLACEMENT BRUSH KIT (5 ROWS TO A KIT)				18
VSWP-60-RB	60" REPLACEMENT BRUSH KIT (5 ROWS TO A KIT)				22
DELUXE BRUSH SWEEPERS					
VPS-60	60" x 16" x 12"	8 ³ / ₈ " x 15 ¹ / ₂ " x 2"	60"	11"	146
VPS-72	74" x 15" x 4 ¹ / ₂ "	8 ³ / ₈ " x 15 ¹ / ₂ " x 2"	72"	11"	173
VPS-60-RB	60" REPLACEMENT BRUSH KIT (8 ROWS TO A KIT)				60
VPS-72-RB	72" REPLACEMENT BRUSH KIT (8 ROWS TO A KIT)				70
OPTIONS					
VSWP-48-MG	4 FT. LONG MAGNET use with VSWP-48				30
VSWP-60-MG	5 FT. LONG MAGNET use with VSWP-60 & VSP-60				37
VSP-EMK	EDGE MARKERS use with series VSP				1
VSWP-60-DM	DUST MOP ATTACHMENT use with VSWP-60 & VSP-60				10

Hanging Magnetic Sweepers

Hanging Magnetic Sweepers are ideal for cleaning industrial settings, parking lots, and loading areas. The design is durable, yet lightweight, for easy maneuverability and portability from work area to work area. A release lever on series MS and HFMS is located in the sweeper for simple, safe discarding of fragments. Constructed with heavy gauge steel and aluminum. Comes completely assembled.


Hanging Magnetic Sweepers, *Chain Hang-Type* with eyebolts and chains for hanging units from a vehicle.

Hanging Magnetic Sweepers *with Forklift Hang-Type* can be suspended from a fork lift for smooth and efficient gathering of material, both large and small. Fork pockets measure 5"W x 1¹/₄"H.

MODEL NUMBER	DESCRIPTION	SWEEP WIDTH	CAPACITY	WEIGHT (POUND)
MAGNETIC HANG-TYPE SWEEPER				
MS-36	CHAIN HANG-TYPE	36"	45 lb.	23
MS-48	CHAIN HANG-TYPE	48"	55 lb.	28
MS-60	CHAIN HANG-TYPE	60"	65 lb.	34
MS-72	CHAIN HANG-TYPE	72"	75 lb.	39
MAGNETIC HANG-TYPE SWEEPER - HEAVY-DUTY				
HDMS-36	CHAIN HANG-TYPE	36"	75 lb.	36
HDMS-48	CHAIN HANG-TYPE	48"	100 lb.	55
HDMS-60	CHAIN HANG-TYPE	60"	120 lb.	68
HDMS-72	CHAIN HANG-TYPE	72"	130 lb.	79
MAGNETIC HANG-TYPE SWEEPER WITH FORK LIFT HANGER				
HFMS-36	FORKLIFT HANG-TYPE	36"	45 lb.	23
HFMS-48	FORKLIFT HANG-TYPE	48"	55 lb.	28
HFMS-60	FORKLIFT HANG-TYPE	60"	65 lb.	34
HFMS-72	FORKLIFT HANG-TYPE	72"	75 lb.	39
MAGNETIC HANG-TYPE SWEEPER WITH FORK LIFT HANGER - HEAVY-DUTY				
HDFMS-36	FORKLIFT HANG-TYPE	36"	75 lb.	44
HDFMS-48	FORKLIFT HANG-TYPE	48"	100 lb.	57
HDFMS-60	FORKLIFT HANG-TYPE	60"	120 lb.	71
HDFMS-72	FORKLIFT HANG-TYPE	72"	130 lb.	83

Fork Truck Carriage Bumper

Protect loads from potential damage with our Fork Truck Carriage Bumper. Simply bolt to forklift carriage with included hardware.



model FCB-818

MODEL NUMBER	BUMPER SIZE (W x H)	CLASS	WEIGHT (POUND)
FCB-818 [Ⓢ]	8" x 17½"	II	28
FCB-818-CR3	8" x 17½"	III	30
FCB-818-CR4	8" x 17½"	IV	30

LED Pedestrian Warning System

Help reduce accidents with our LED Pedestrian Warning System. Four (4) 4¾" x 1" high powered yellow LED warning strobe lights can be mounted to a variety of industrial devices in any location for multi-directional visibility. Lights illuminate floor surface to warn pedestrians of traffic. Units are multi-voltage (12V DC - 48V DC) and each light comes with 4½ feet of cord. Warning system includes: (4) LED strobe lights, flasher box, voltage regulator and in-line fuse.



MODEL NUMBER	CORD LENGTH	LIGHT SIZE (W x H)	VOLTAGE	WEIGHT (POUND)
LT-LIGHT-4 [Ⓢ]	4½'	4¾" x 1"	12V DC / 48V DC	3



model LT-LIGHT-4



Lift Truck Safety Light

A safety warning spot light is a wonderful asset in shipping and manufacturing facilities with intersecting walkways. The light is utilized to provide a warning to people that a vehicle is approaching the surrounding area. The unit is easily mountable to the front or back of a forklift or other moving equipment. The closer to the ground the light is mounted the less distance it will travel, therefore adjusting the model to best fit the user's needs is crucial. A centrally located pivot point can be maneuvered for precise light positioning.



MODEL NUMBER	CORD LENGTH	LIGHT SIZE (W x H)	VOLTAGE	WEIGHT (POUND)
LT-LIGHT-SL-BL [Ⓢ]	16"	4¾" x 3"	10-60 VDC	3



Fork Leveler

Designed to aid the fork lift driver in determining when the forks are level. Unit reduces the risk of damaging or piercing product when removing it from pallet racking. Fasten the steel leveler to the mast of the fork lift. While tilting the forks to the desired angle, the fork leveler will tilt as well, showing that the forks are not currently in a horizontal position. When forks are moved back into a safe level angle, the leveler will be perfectly horizontally.

MODEL NUMBER	DESCRIPTION	OVERALL SIZE (W x L x H)	WEIGHT (POUND)
FRK-LVL [Ⓢ]	FORK LEVELER	2 ⁵ / ₈ " x 9 ¹ / ₄ " x 5 ¹ / ₁₆ "	5



model FRK-LVL


Fork Truck Reel Attachment

For use with 4" wide forks. Includes two 72" long safety chains with quick clasp and a 2¾" diameter reel support bar (48" long). Distance between forks not to exceed length of support bar.

MODEL NUMBER	OVERALL SIZE (W x L x H)	USE WITH FORK WIDTH	CAPACITY	WEIGHT (POUND)
FRA-4-238	9 ³ / ₁₆ " x 48" x 11 ⁷ / ₃₂ "	4"	2,500 lb.	38

model FRA-4-238






model SPB-N-72




Fork Truck Snow Plow


Unique design attaches to fork truck forks. Pass through fork tubes keep weight back towards fork truck mast. Locking pins secure snow plow to forks for safety. Manual pivot mechanism for angled plowing on both sides. Floating pads allow for adjustment of plowing height. Adjustable springs allow blade to pivot back for safety. Steel construction with baked-in powder-coated toughness.



model SPB-P-72



model SPB-N-WT



MODEL NUMBER	DESCRIPTION	WEIGHT (POUND)
SPB-N-72	FORK TRUCK SNOW PLOW WITH 72" WIDE BLADE	619
SPB-P-72	FORK TRUCK PLOW PUSH BOX W/SIDES (72"W BLADE)	694
SPB-N-SS	OPTIONAL SIDES FOR MODEL SPB-N-72	75
SPB-N-WT	OPTIONAL WEIGHT FOR BETTER PLOWING PERFORMANCE (CAPACITY OF UP TO 450 LB. MAY BE ADDED)	45

Fork Mounted Snow Plow Blades

Designed for use with your fork truck, these Snow Plow Blades are multifunctional to work with your existing equipment. No more waiting for daytime snow removal. Simply place the snow blade onto your fork truck and away you go! Installation is as easy as sliding the forks into the fork pockets and securing them to the fork carriage. Prevent damage from obstacles and uneven surfaces with trip springs. Easy angling and backgrade capabilities for optimal performance. Constructed of 5/16" rollplate with steel ribs on back. The blade edge is 3/8" x 6" hardened steel. Optional counterbalance shipped empty.

MODEL NUMBER	OVERALL PLOW WIDTH	PLOW WIDTH AT 24° ANGLE	PLOW WIDTH AT 47° ANGLE	MAXIMUM FORK WIDTH x LENGTH	WEIGHT (POUND)
SPB-548	6 FEET	66"	48"	5 1/2" x 48"	585
SPB-748	6 FEET	66"	48"	7 1/2" x 48"	605
SPB-556	7 FEET	76"	56"	5 1/2" x 48"	645
SPB-756	7 FEET	76"	56"	7 1/2" x 48"	650
SPB-CB	COUNTERBALANCE (estimated weight filled 500 lb.)				50


Fork Mounted Front Loaders

The Front Loader is engineered for use with your existing fork truck. "Dust Pan" design is ideal for transporting snow, gravel, sand, or refuse. Pull release cable to dump contents of scoop. Attaches quickly and easily to most fork trucks. Beveled front edge for better scooping ability. The usable fork pockets measure 7 1/2" wide by 2 1/2" high on 24" centers. All welded steel construction with Blue baked-in powder-coated toughness.

MODEL NUMBER	OVERALL SIZE (W x L x H)	UNIFORM CAPACITY	DUMP ANGLE	CUBIC YD. CAPACITY	WEIGHT (POUND)
FL-4000-N	48 1/2" x 63 1/4" x 22 5/8"	4,000 lb.	90°	1	427
FL-4000	69 3/4" x 63 1/4" x 22 5/8"	4,000 lb.	90°	1 1/3	525
FL-LEKP	WELDED LEAK PROOF OPTION				--

Salt Boxes and Scoop

A Salt Box is a great addition to any business or public facility. The box is constructed of a durable polyethylene that withstands the harsh effects of salt and other ice melting products. The bright yellow color provides great visibility in the work area during times of need. Includes a lockable lid for both safe transporting and to ensure the only users are authorized personnel. The large capacity allows for great amounts of material to be placed in the box for space saving efficiency.



ECONOMY



DELUXE

model SSP-05

MODEL NUMBER	DESCRIPTION	LENGTH	WIDTH	HEIGHT	CAPACITY CUBIC FEET	WEIGHT (POUND)
ESB-5	ECONOMY	22"	31 1/2"	24"	5	21
ESB-10	ECONOMY	27"	41 1/2"	30 1/2"	10	35
HDSB-5.5	DELUXE	22"	32"	24"	5.5	10
HDSB-11	DELUXE	28"	42"	31"	11	50
HDSB-18	DELUXE	49"	35"	35"	18	65
SSP-05	SALT SCOOP POLYETHYLENE CONSTRUCTION (12 pcs. per box)					2

Fork Truck Drum Carrier/Rotators

Easily transport and rotate 55 gallon steel drums using a fork truck. Each unit is provided with a 15 foot long chain to allow the drum to be rotated up to 360° from the fork truck operator's seat. Fork pockets measure 7 $\frac{5}{8}$ "W x 2 $\frac{5}{8}$ "H usable, except DCR-205-8 and DCR-205-15 usable is 7"W.

DC powered units include two (2) 12V batteries, on-board charger, battery charge indicator gauge, and hand held control on a 4 foot to 20 foot long coil cord. Safety restraint is used to secure unit to fork truck. Bung Nut Wrench, model BNW-I, is included.

MODEL NUMBER	CRANK TURNS PER 90° ROTATION	DRUM RESTRAINT METHOD	UNIFORM CAPACITY	WEIGHT (POUND)
15 FOOT ROTATION PULL CHAIN				
DCR-205-8 [Ⓢ]	10	33" CHAIN	800 lb.	228
DCR-205-15 [Ⓢ]	10	33" CHAIN	1,500 lb.	222
DCR-205-20	15	DUAL RATCHET STRAP	2,000 lb.	229
12V DC POWERED				
DCR-205-8-DC	--	36" CHAIN	800 lb.	241
DCR-205-12-DC	--	36" CHAIN	1,200 lb.	306
DCR-R-HC	HAND CRANK (IN PLACE OF PULL CHAIN)			1
RRC-2PB	RADIO REMOTE CONTROL use w/DC units			1

DRUM MUST BE FULL TO ROTATE AT RATED CAPACITY

Drum Positioners

Allows fork truck driver to rotate standing drums to the horizontal racking position and vice-versa. Positive latching system ensures safe handling of drums weighing up to 800 pounds. Slide the positioner extensions over the vertical drum. With the aid of the Drum Positioner, rotate drum to horizontal position. Latching system will engage to allow horizontal positioning of drum. It's now ready to slide into the rack. Mechanical operation relies on fork truck to rotate and lift drums. Fork pockets measure 7 $\frac{1}{2}$ "W x 2 $\frac{1}{2}$ "H usable on 20 $\frac{1}{2}$ " centers. Units now feature a welded spacer to protect drum fixtures from damage when rotating.

MODEL NUMBER	ACCEPTABLE DRUM TYPES	UNIFORM CAPACITY	WEIGHT (POUND)
DRUM-P-55 [Ⓢ]	55 GALLON STEEL	800 lb.	318
DRUM-P-30	30 GALLON STEEL & 55 GALLON POLY	800 lb.	335

Automatic Eagle Beak™ Drum Lifters

This time tested and proven design allows a fork truck operator to easily secure, move, and release drums without leaving the seat of the fork truck. For use with open (lid installed and secured) and closed head 30 and 55 gallon plastic, steel, and fiber drums with a top lip strong enough to support the weight of the drum. Choose single-drum or double-drum configuration. Includes safety restraint to secure unit to the fork truck. Welded steel construction. Baked-in powder-coated toughness. Fork pockets measure 7 $\frac{1}{2}$ " wide x 2 $\frac{1}{2}$ " high usable on 20 $\frac{1}{2}$ " centers. A ratchet strap is supplied to secure the drum to the unit when traveling over rough terrain. FMDL-1 and FMDL-2 meet OSHA 1910-178 requirements.

MODEL NUMBER	NUMBER OF DRUMS	UNIFORM CAPACITY	OVERALL SIZE (W x L x H)	WEIGHT (POUND)
FMDL-1 [Ⓢ]	1	1,000 lb.	28 $\frac{1}{2}$ " x 42 $\frac{5}{8}$ " x 31 $\frac{1}{4}$ "	227
FMDL-2 [Ⓢ]	2	2,000 lb.	41 $\frac{1}{4}$ " x 42 $\frac{5}{8}$ " x 31 $\frac{1}{4}$ "	311

Fork Mounted Poly Drum Handlers

These easy to use plastic drum handlers are designed to handle odd-shaped plastic drums. Includes safety restraint for securing unit to the fork truck. Baked-in powder-coated toughness.

Model FPDL-8-L has adjustable arms that are designed to fit 55 gallon plastic drums secured at bottom. Low drum attachment point allows for use with both open and closed head drums. A ratchet strap is supplied to secure the drum to the unit when traveling over rough terrain.

Model FPDL-11-H is a top lip plastic drum lifter for use with 30 and 55 gallon plastic closed head drums. 7 $\frac{1}{2}$ " wide x 2 $\frac{1}{2}$ " high usable fork tubes on 20 $\frac{1}{2}$ " centers. High drum attachment point for use with top lip at least $\frac{3}{16}$ " high. Will also work with steel and fiber drums with open (lid installed and secured) and closed head drums, with open (lid installed and secured) and closed head drums.


MODEL NUMBER	DESCRIPTION	UNIFORM CAPACITY	OVERALL SIZE (W x L x H)	WEIGHT (POUND)
FPDL-8-L [Ⓢ]	BOTTOM GRIP	800 lb.	28 $\frac{1}{2}$ " x 56 $\frac{1}{4}$ " x 22 $\frac{3}{8}$ "	235
FPDL-11-H [Ⓢ]	TOP GRIP	1,100 lb.	28 $\frac{1}{2}$ " x 48 $\frac{3}{8}$ " x 22 $\frac{3}{8}$ "	196



model DCR-205-15

48 Hours
to Ship


YouTube



model
DCR-205-12-DC



48 Hours
to Ship




model DRUM-P-55



YouTube



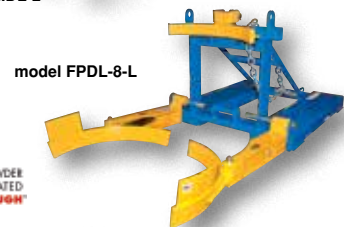
model FMDL-1



48 Hours
to Ship

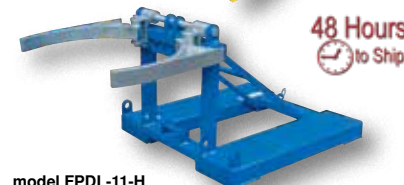
POWDER
COATED
TOUGH

model FMDL-2



model FPDL-8-L

POWDER
COATED
TOUGH



model FPDL-11-H

48 Hours
to Ship



model DRUM-LUG

Overhead Drum Lifter

This Overhead Drum Lifter is designed for lifting drums with an overhead crane or similar lifting device. Integral fork pockets are also included for transportation with forklift. Safety restraint included. Steel saddle is designed for use with 30 and 55 gallon steel, plastic, and fiber drums with a maximum diameter of 24³/₈". Unit comes complete with a ratchet strap for securely holding the drum in place. With a non-tilting style, this lifter is made for straight vertical lifting only. Features a durable yellow baked-in powder-coated toughness.

MODEL NUMBER	ACCEPTABLE DRUM TYPES	UNIFORM CAPACITY	WEIGHT (POUND)
DRUM-LUG [Ⓞ]	PLASTIC, STEEL, & FIBER DRUMS	1,000 lb.	151



model HDDL-55

Heavy Duty Vertical Drum Lifter

The Heavy Duty Vertical Drum Lifter makes it virtually impossible for a drum to break loose. Designed to lift 55 gallon open head (with lid installed and secured) and closed head steel drums in the vertical position. An industrial ratchet load-binder is used to clamp the unit to the top of the drum. Uniform capacity is 1,500 pounds. Lifter features integral fork pockets for use with fork truck forks/tines as well as lifting points for attachment of slings or chains. A safety restraint is included to secure the drum lifter to a carriage when being used with a fork truck.

MODEL NUMBER	ACCEPTABLE DRUM TYPE	UNIFORM CAPACITY	WEIGHT (POUND)
HDDL-55	OPEN & CLOSED HEAD STEEL DRUMS	1,500 lb.	91




model HDT-500

Horizontal Drum Positioner

Ideal for loading/unloading drums stored horizontally on drum racking and stands. Suitable for loading drums onto vehicles. Fork opening is 24¹/₂" apart and fork pockets are 5¹/₂" x 2". Accommodates 22¹/₂" diameter by 36" high steel, plastic, and fiber drums.

MODEL NUMBER	ACCEPTABLE DRUM SIZE	OVERALL SIZE (W x L x H)	UNIFORM CAPACITY	WEIGHT (POUND)
HDT-500 [Ⓞ]	55 GALLON	29" x 55 ¹ / ₂ " x 4 ³ / ₄ "	650 lb.	115




model DGS-A

Drum Grippers

Drum Grippers make it easy to pick up one (1) or two (2) open head (with lid installed and secured) and closed head steel drums without leaving the seat of the fork truck. Simply slip the forks into the fork tubes, fasten the safety restraint and the Drum Gripper is ready to go. The knuckle gripping system is lowered around the drum, gripped tightly, and then lifted into the air. Drum is automatically released by lowering the forks. All models feature hinged folding design for storage. Safety restraint included. Welded steel construction with a baked-in powder-coated toughness.

Model DGS-A, DGD-A, and DGS-A-PSD features adjustable-width arms for use with both 30 and 55 gallon steel and plastic (with top ring or top ridge) drums.



model DGD-A

model DGS-55-D

model DGS-55-D-G

model DGS-A-PSD

MODEL NUMBER	ACCEPTABLE DRUM SIZE (GALLON) / FINISH	UNIFORM CAPACITY	OVERALL SIZE (W x D x H)	FORK POCKET CENTERS	FORK POCKET SIZE (W x H)	WEIGHT (POUND)
DGS-A ^{Ⓞ*}	(1) 30 & 55 - BLUE PC	800 lb.	27 ³ / ₄ " x 35" x 7 ¹ / ₂ "	19 ³ / ₄ "	7 ⁵ / ₈ " x 1 ³ / ₄ "	164
DGD-A ^{Ⓞ*}	(2) 30 & 55 - BLUE PC	1,500 lb.	45" x 35" x 7 ¹ / ₂ "	24"	7 ⁵ / ₈ " x 1 ³ / ₄ "	211
DGS-55-D [Ⓞ]	(1) 55 - YELLOW PC	1,500 lb.	28" x 43 ³ / ₁₆ " x 7 ¹ / ₈ "	20 ¹ / ₄ "	7 ¹ / ₈ " x 2 ¹ / ₁₆ "	115
DGD-55-D [Ⓞ]	(2) 55 - YELLOW PC	2,000 lb.	46 ¹ / ₄ " x 43 ⁵ / ₈ " x 9 ³ / ₈ "	25 ⁷ / ₈ "	7 ¹ / ₈ " x 2 ⁵ / ₁₆ "	223
DGS-55-D-G [Ⓞ]	(1) 55 - GALVANIZED	1,500 lb.	28" x 43 ³ / ₁₆ " x 7 ¹ / ₈ "	20 ¹ / ₄ "	6 ⁷ / ₈ " x 2 ¹ / ₈ "	150
DGD-55-D-G [Ⓞ]	(2) 55 - GALVANIZED	2,000 lb.	46" x 24 ¹ / ₄ " x 9 ¹ / ₂ "	25 ⁷ / ₈ "	6 ⁷ / ₈ " x 2 ¹ / ₈ "	258
DGS-A-PSD ^{Ⓞ*}	(1) 30 & 55 - YELLOW PC	1,500 lb.	28" x 24" x 8"	20 ¹ / ₂ "	7 ¹ / ₈ " x 2 ¹ / ₄ "	147

*ACCEPTS STEEL & PLASTIC DRUMS

